

# FRANCE

## Basic Information:

In total the French Rural Development Programmes (RDPs) have budgeted a total public expenditure of €13.6 billion (European Agricultural Fund for Rural Development and Member State contribution) for 2007-2013. At the end of 2013, €10.7 billion were spent out of the allocated budget (see figure 1).

**Axis 1** – (Improving the competitiveness of the agricultural and forestry sector), has utilised nearly 64% of its allocated budget.

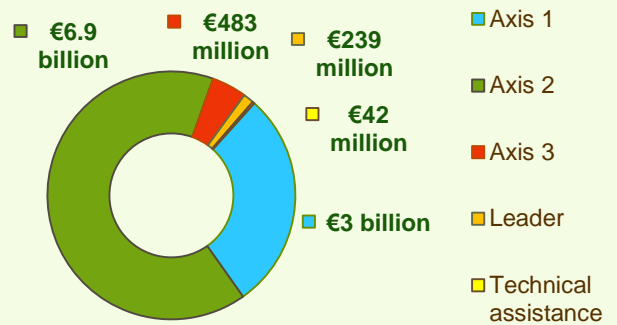
**Axis 2** – (Improving the environment and the countryside), has utilised 98% of its programmed expenditure.

**Axis 3** – (Improving the quality of life in rural areas), has utilised 49% of its budget.

**Axis 4** – (Leader) has utilised approximately 38% of the programmed expenditure.

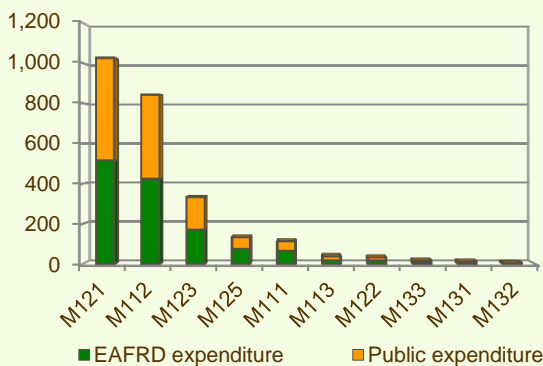


**Figure 1 : France - Total Public Expenditure from 2007 to 2013 & expenditure per Axis**

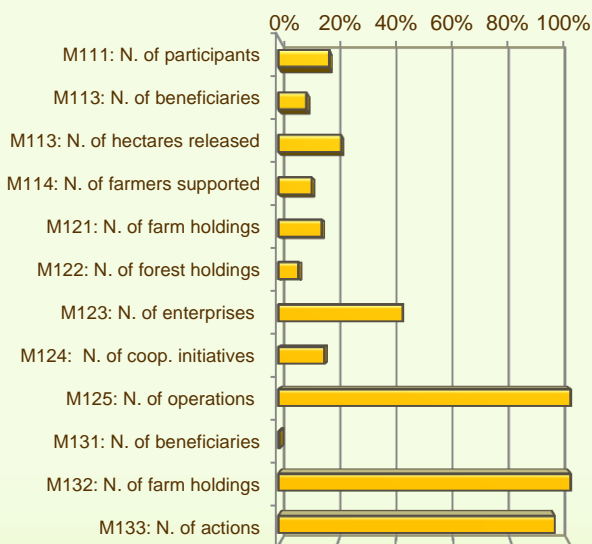


## Axis 1 - Improving the competitiveness of the agricultural and forestry sector

**Figure 2: Axis 1 - Total Public expenditure per measure in million EURO (2007-2013)**



**Figure 3: Axis 1 - Progress against 2007-2013 output targets in France (2007-2012)**



Axis 1 of the French RDPs places an emphasis on Setting up of young farmers (M112) and Modernisation of agricultural holdings (M121), allocating to these two measures two thirds of the overall budgeted funds for Axis 1. Analysis of the expenditure rates per measure up to 2013 shows that:

- ❖ Four measures have utilised 71-82% of their programmed expenditure:
  - Restoring agricultural production potential (M126), 71%
  - Modernisation of agricultural holdings (M121), 76%;
  - Early retirement (M113), 81% and
  - Meeting standards based on EU legislation (M131), 82%.
- ❖ Four measures have utilised 55-63% of their programmed expenditure:
  - Improvement of the economic value of forests (M122), 55%
  - Vocational training and information actions (M111), 58%
  - Setting up of young farmers (M112), 59% and
  - Adding value to agricultural and forestry products (M123), 63%.
- ❖ Four measures (M125, M132, M114, M133) have spent 43-48% of their planned allocations.
- ❖ Three measures (M115, M124, M144) have used 12-24% of their available budgets.

Figure 3 provides an indication of the achieved outputs up to 2012 in comparison to the output targets for 2007-2013.

# FRANCE

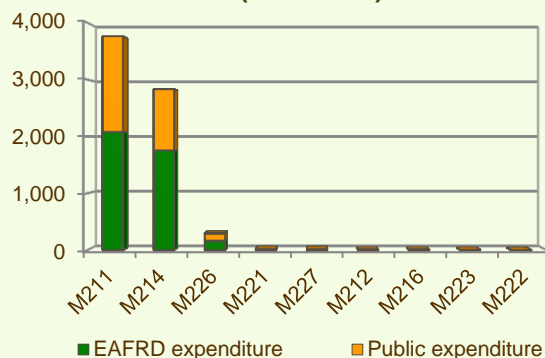
## Axis 2 - Improving the environment and the countryside

The sum of programmed total public expenditure of the French RDPs on Axis 2 focuses on Natural handicap payments to farmers in mountain areas (M211) and Agri-environment payments (M214). These two measures represent the majority of the Axis utilised expenditure (see figure 4). Together they have been allocated 44% of the total public budget programmed in the French RDP for 2007-2013.

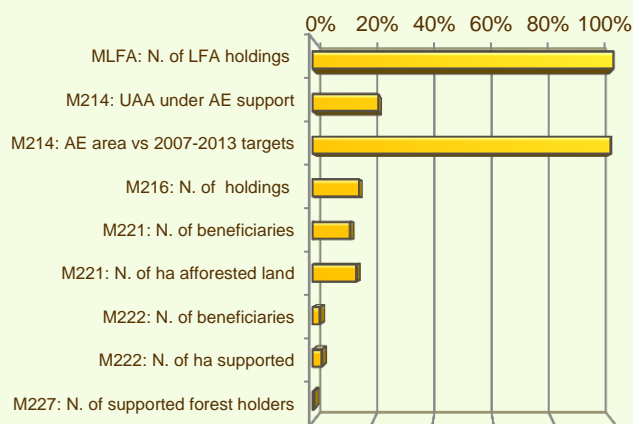
- ❖ Three out of the ten measures offered by the Axis, have utilised nearly all of their allocated budgets:
  - Natural handicap payments to farmers in mountain areas (M211), 100%
  - Agri-environment payments, 99% and
  - First afforestation of non-agricultural land (M223), 98%.
- ❖ Two measures have utilised 73-80% of their funds:
  - Restoring forestry potential and introducing prevention actions (M226), 80% and
  - First afforestation of agricultural land (M221), 73%.
- ❖ The Non-productive investments measures (M216 and M227) have spent between 33% and 38% of their budgets,
- ❖ For First establishment of agroforestry systems on agricultural land (M222), Payments to farmers in areas with handicaps, other than mountain areas (M212) and Forest-environment payments (M225), minimal or no expenditure had been recorded up to the end of 2013.

Figure 5 provides an indication of the achieved outputs up to 2012 in comparison to the output targets for 2007-2013.

**Figure 4: Axis 2 - Total Public expenditure per measure in million EURO (2007-2013)**



**Figure 5: Axis 2 - Progress against 2007-2013 output targets in France (2007-2012)**



### Measure 226 project example: Protection of Forests Against Fire / France - Hexagone

EAFRD supported the reinforcement of security measures against the risk of forest fire in Gironde department, where the majority of forests (440.000 ha) have high risk of fire. Previously, firefighting services have to spend a lot of time to reach the core zones of the forest and prevent fire, as accessible routes in the forests were not available. The project supported the improvement of existing fire trails and the creation of new ones, enhancing the prevention mechanisms against forest fire and making interventions easier. Existing roads were improved and the construction of additional 3.265 m of new trails facilitates the control of traffic. New trails are serving directly or indirectly five water supply stations. The travel speed of the emergency services within the forest increased from 10 km/h to over 50 km/h.

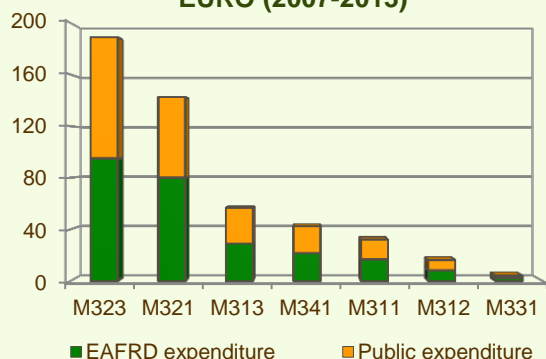
**The total cost** of the project was €29,557, out of which €13,005 was EAFRD contribution.

**Link:** [http://enrd.ec.europa.eu/policy-in-action/rdp\\_view/en/view\\_projects\\_en.cfm?action=detail&backfuse=jsview&postcard\\_id=9300](http://enrd.ec.europa.eu/policy-in-action/rdp_view/en/view_projects_en.cfm?action=detail&backfuse=jsview&postcard_id=9300)

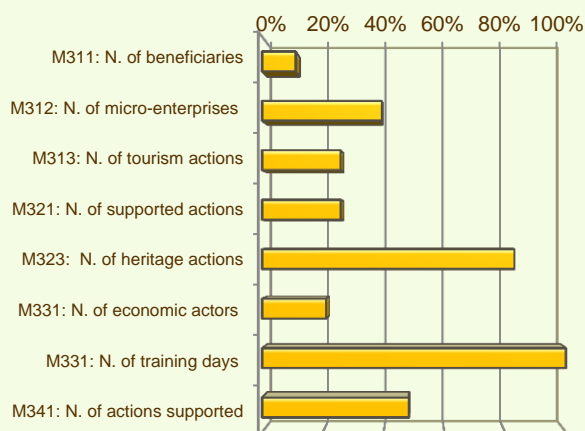
# FRANCE

## Axis 3 - Quality of life in rural areas and diversification of the rural economy

**Figure 6: Axis 3 - Total Public expenditure per measure in million EURO (2007-2013)**



**Figure 7: Axis 3 - Progress against 2007-2013 output targets in France (2007-2012)**



The sum of programmed total public expenditure of the French RDPs on Axis 3 focuses on Conservation and upgrading of the rural heritage (M323) and Basic services for the economy and rural population (M321) which together represent nearly 59% of the Axis budget and most of the utilised total public expenditure (see figure 6).

When comparing the expenditure rates per measure up to 2013 it is observed that:

- ❖ Conservation and upgrading of the rural heritage (M323) and Basic services for the economy and rural population (M321) have utilised 57% and 58% of their programmed budgets.
- ❖ Support for business creation and development (M312), Skills-acquisition and animation (M341), Encouragement of tourism activities (M313) and Diversification into non-agricultural activities (M311) have used 34-43% of their planned allocations.
- ❖ Finally, Training and information (M331) has spent 26% of its programmed budget.

Figure 7 provides an indication of the achieved outputs up to 2012 in comparison to the output targets for 2007-2013.

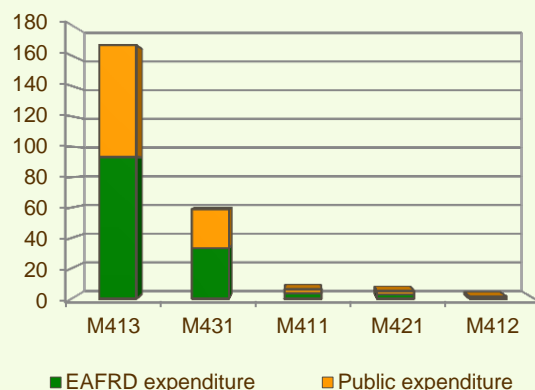
## Axis 4 - Leader

The sum of programmed total public expenditure of the Leader Axis in the French RDPs is €624 million, out of which €238.5 million has been utilised by 2013. Within the Axis, emphasis has been given to the Quality of life/diversification (M413) which has been allocated the largest share of funds.

When comparing the public expenditure per measure up to 2013, it is observed that Quality of life/diversification (M413) had the largest utilised total public expenditure (see figure 8), having utilised 40% of its budget.

- ❖ Running the LAG, skills acquisition, animation (M431) has used 56% of its allocated funds.

**Figure 8: Axis 4 - Total Public expenditure per measure in million EURO (2007-2013)**



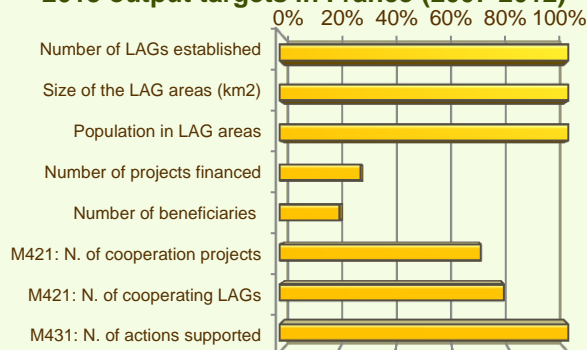
# FRANCE

## Axis 4 - Leader

- ❖ Three measures have utilised around 9-13% of their allocated funds, namely:
  - Competitiveness (M411), 13%;
  - Implementing cooperation projects (M421), 12%; and
  - Environment/land management (M412) and, 9%.

Figure 9 provides an indication of the achieved outputs up to 2012 in comparison to the output targets for 2007-2013.

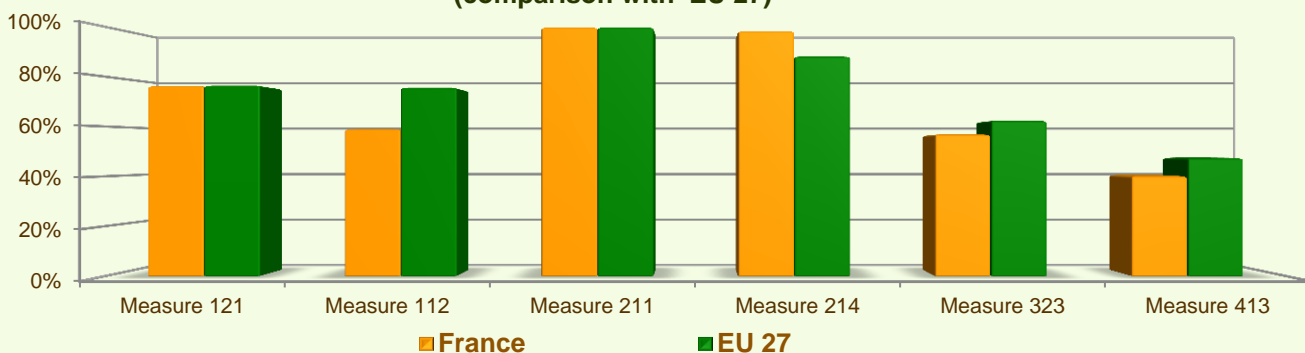
**Figure 9: Axis 4 - Progress against 2007-2013 output targets in France (2007-2012)**



### Summary

- ✓ Within seven years of implementation, the French RDPs have utilised about 79% (see figure 10) of the total public expenditure planned for the current Programming Period (including post Health Check and the European Economic Recovery Package modifications).
- ✓ Natural handicap payments to farmers in mountain areas (M211) is the measure with the highest allocated budget in the French RDPs. Up to 2013, it has utilised its entire available budget and represents 35% of the total public expenditure of the programme.
- ✓ Agri-environment payments (M214) has the second largest budget in the French RDPs and the utilised expenditure is 99% of its allocated funds. M214 represents 26% of the total public expenditure of the programme.
- ✓ The third largest measure budget is for Setting up of young farmers (M112), which has used 59% of its programmed total public expenditure and represents 9% of the total public expenditure of the programme.

**Figure 10: Progress of total public expenditure up to 2013, main measures (comparison with EU 27)**



Source of the data: 1) Programmed expenditures 2007-2013: RDP budget allocation following Health Check revision (December 2013); 2) Expenditures 2007-2013: DG AGRI; 3) Output indicators: monitoring tables submitted by Managing Authorities along with the 2008, 2009, 2010, 2011, 2012 and 2013 Annual Progress Reports. Data referring to programming years 2007 to 2012. Only commitments made from year 2007 onwards are considered.; 4) Output targets 2007-2013: DG AGRI

For further detailed information on financial / physical and output indicators data please refer to the dedicated ENRD website section on Monitoring Indicators.