

# NAVARRA - SPAIN

## Basic Information:

The Navarra Rural Development Programme (RDP) has budgeted for 2007-2013 a total public expenditure of €321 million (European Agricultural Fund for Rural Development and Member State contribution). At the end of 2013, €280 million were spent out of the allocated budget (see Figure 1).

**Axis 1** (Improving the competitiveness of the agricultural and forestry sector), has utilised 93% of its allocated budget.

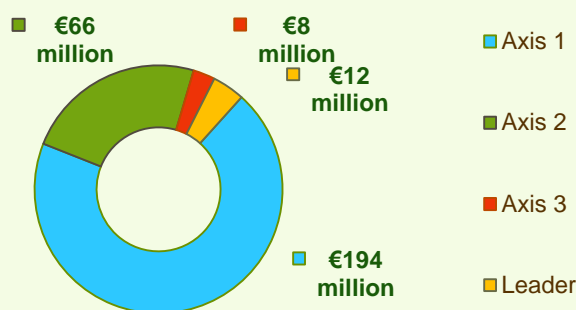
**Axis 2** (Improving the environment and the countryside) has utilised 83% of its programmed expenditure.

**Axis 3** (Improving the quality of life in rural areas) has utilised 74% of its allocated budget.

**Axis 4** (Leader) has utilised 54% of its programmed expenditure.

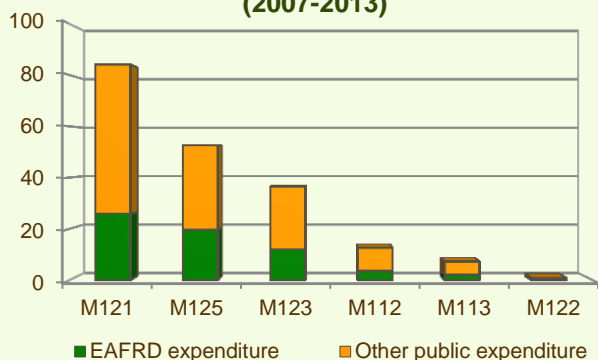


**Figure 1: Total public expenditure per axis in Navarra (2007-2013)**

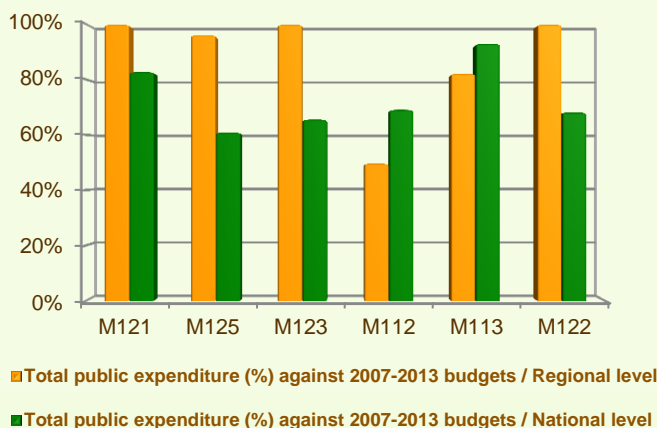


## Axis 1 - Improving the competitiveness of the agricultural and forestry sector

**Figure 2: Axis 1 total public expenditure per measure in million EURO (2007-2013)**



**Figure 3: Axis 1 total public expenditure (2007-2013) against 2007-2013 budgets, main measures**



Axis 1 places an emphasis on Infrastructure related to the development and adaptation of agriculture and forestry (M125) and Modernisation of agricultural holdings (M121) allocating to these two measures together 66%, of the overall budgeted funds for Axis 1.

Analysis of the expenditure rates per measure up to 2013 shows that:

- ❖ Two measures have utilised all of their programmed expenditure, namely:
  - Modernisation of agricultural holdings (M121)
  - Adding value to agricultural and forestry products (M123).
- ❖ The remaining four measures have utilised more than 50% of their programmed expenditure, namely:
  - Infrastructure related to the development and adaptation of agriculture and forestry (M125), 96%
  - Improvement of the economic value of forests (M122), 90%
  - Early retirement (M113), 82% and
  - Setting up young farmers (M112), 50%.

Figure 3 indicates the progress of the total public expenditure of the most important measures of Axis 1 against the 2007-2013 budgets, in comparison to the National level.

# NAVARRA - SPAIN

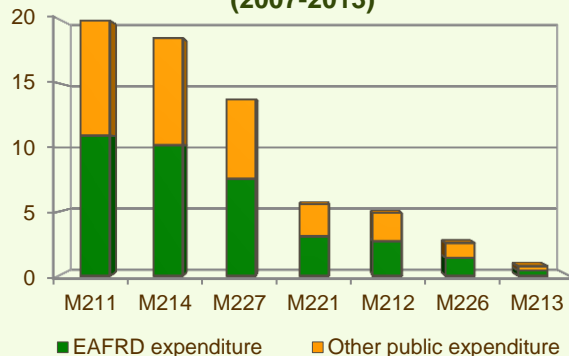
## Axis 2 - Improving the environment and the countryside

Axis 2 focuses on Natural handicap payments to farmers in mountain areas (M211) and on Agri-environment payments (M214). These measures together represent 58% of the Axis 2 expenditure (see Figure 4) and have been allocated 14% of the total programmed budget in the Navarra RDP for 2007-2013.

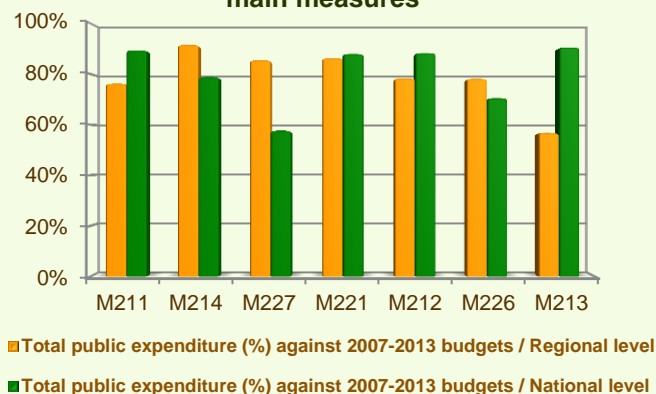
- ❖ Three measures offered by the Axis, have utilised more than 85% of their allocated budgets, namely:
  - Agri-environment payments (M214), 92%
  - First afforestation of agricultural land (M221), 86%, and
  - Non-productive investments – forestry (M227), 86%.
- ❖ Three measures offered by the Axis, have utilised 75-80% of their allocated budgets, namely:
  - Payments to farmers in areas with handicaps, other than mountain areas (M212), 79%
  - Restoring forestry potential and introducing prevention actions (M226), 78% and
  - Natural handicap payments to farmers in mountain areas (M211), 76%.
- ❖ The measure on Natura 2000 payments and payments linked to Directive 2000/60/EC (M213) has utilised 57% of its allocated funds.

Figure 5 indicates the progress of the total public expenditure of the most important measures of Axis 2 against the 2007-2013 budgets, in comparison to the National level.

**Figure 4: Axis 2 total public expenditure per measure in million EURO (2007-2013)**

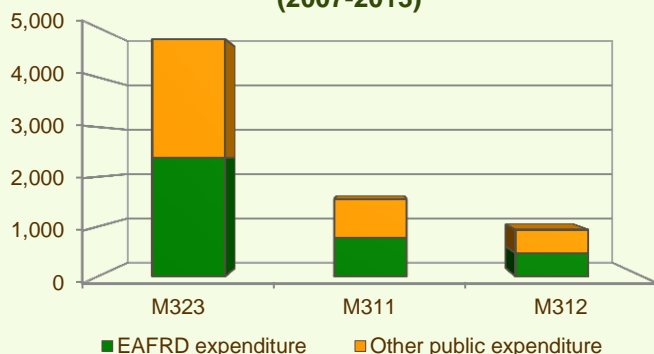


**Figure 5: Axis 2 total public expenditure (2007-2013) against 2007-2013 budgets, main measures**



## Axis 3 - Quality of life in rural areas and diversification of the rural economy

**Figure 6: Axis 3 total public expenditure per measure in thousand EURO (2007-2013)**



Axis 3 of the Navarra RDP focuses on Conservation and upgrading of the rural heritage (M323) which represents 56% of the Axis budget and 63% of the Axis total public expenditure (see Figure 6).

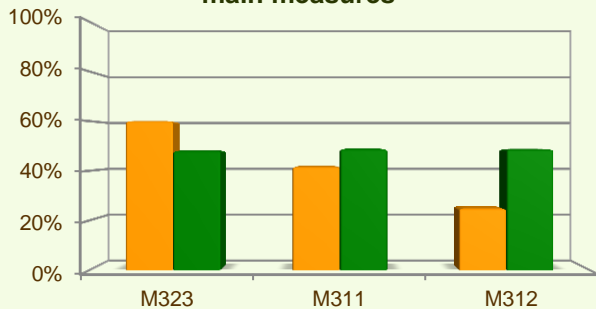
When comparing the expenditure rates per measure up to 2013 it is observed that:

- ❖ The Conservation and upgrading of the rural heritage (M323) measure has utilised almost 84% of its programmed budget.
- ❖ Diversification into non-agricultural activities (M311) has utilised 66% of its programmed budget.
- ❖ Support for business creation and development (M312) has utilised 54% of its allocated budget.

# NAVARRA - SPAIN

## Axis 3 - Quality of life in rural areas and diversification of the rural economy

**Figure 7: Axis 3 total public expenditure (2007-2013) against 2007-2013 budgets, main measures**



■ Total public expenditure (%) against 2007-2013 budgets / Regional level

■ Total public expenditure (%) against 2007-2013 budgets / National level

Figure 7 indicates the progress of the total public expenditure of the most important measures of Axis 3 against the 2007-2013 budgets, in comparison to the National level.

## Axis 4 - Leader

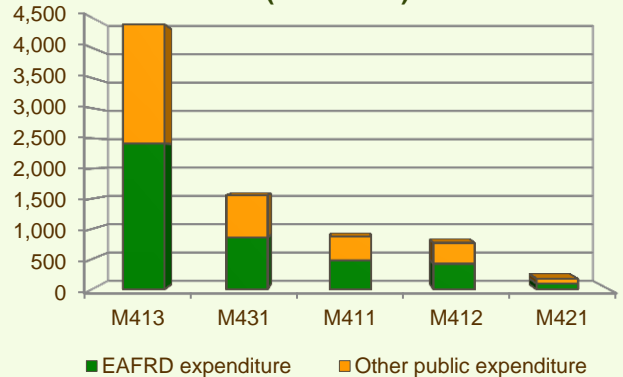
The Leader Axis in the Navarra RDP has allocated budget of almost €22 million, out of which almost €12 million have been spent by 2013. Within the Axis, emphasis has been given to the Quality of life/diversification (M413) which has been allocated 63% of the Axis total public programmed funds.

When comparing the expenditure rates per measure up to 2013 it is observed (see Figure 8) that:

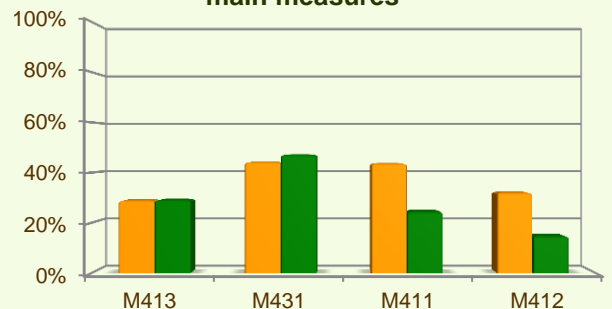
- ❖ The measures on Competitiveness (M411) and on Running the LAG, skills acquisition, animation (M431) have utilised 60% and 62% respectively of their allocated budgets.
- ❖ Three measures have utilised 50-60% of their allocated funds, namely:
  - Environment/land management (M412), 57%
  - Implementing cooperation projects (M421), 56% and
  - Quality of life/diversification (M413), 51%

Figure 9 indicates the progress of the total public expenditure of the most important measures of Axis 4 against the 2007-2013 budgets, in comparison to the National level.

**Figure 8: Axis 4 total public expenditure per measure in thousand EURO (2007-2013)**



**Figure 9: Axis 4 total public expenditure (2007-2013) against 2007-2013 budgets, main measures**



■ Total public expenditure (%) against 2007-2013 budgets / Regional level

■ Total public expenditure (%) against 2007-2013 budgets / National level

# NAVARRA - SPAIN

## Measure 413 project example: Exploitation of Oil Press By-products / Spain - Navarra

In the Navarra region was identified the need for a better exploitation of oil press-derived by-products such as the olive pulp remaining after crushing and processing olives to extract the oil.

The project objective was the exploitation and valorisation of 4 000 tons of olive pulp and 1000 tons of pruned residues to produce high quality compost, used for applications such as organic soil amendment. This composted waste residue is an excellent source of organic matter (typically > 50% dry weight) with characteristics similar to other types of commercial compost and lead to increased revenues for the producer. It can be used with great success for bioremediation programmes - reclamation and re-vegetation of polluted soils.

The project resulted in: creating employment associated with the recycling plant, increased knowledge concerning the compost composition in order to adjust it to the demand of users.

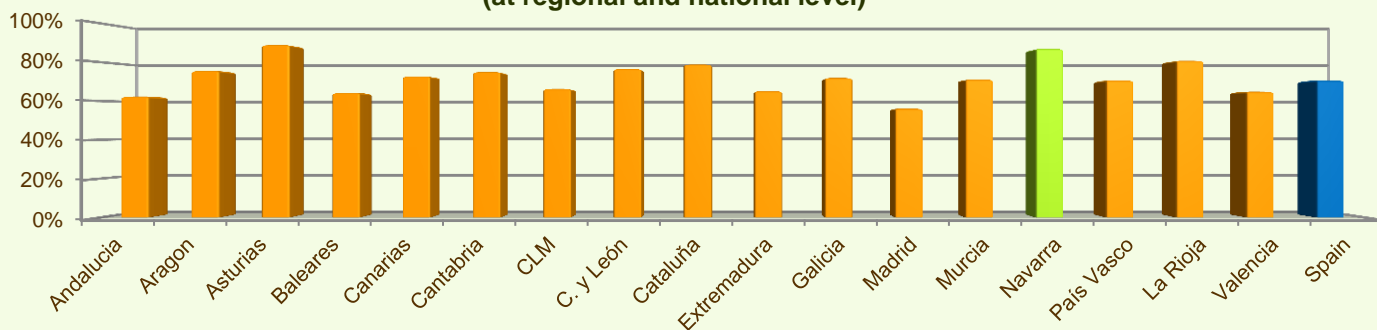
The total cost of the project was €192,967.

Link: [http://enrd.ec.europa.eu/policy-in-action/rdp\\_view/en/view\\_projects\\_en.cfm?action=detail&backfuse=jsview&postcard\\_id=3743](http://enrd.ec.europa.eu/policy-in-action/rdp_view/en/view_projects_en.cfm?action=detail&backfuse=jsview&postcard_id=3743)

## Summary

- ✓ Within seven years of implementation, the Navarra RDP has utilised 87% (see Figure 10) of the total public expenditure planned for the current Programming Period (including post Health Check and the European Economic Recovery Package modifications).
- ✓ Modernisation of agricultural holdings (M121) is the measure with the highest allocated budget in the Navarra RDP. Up to 2013, it has utilised its entire available budget and represents 30% of the total public expenditure of the programme.
- ✓ Infrastructure related to the development and adaptation of agriculture and forestry (M125) has the second largest budget in the Navarra RDP and the utilised expenditure is 96% of its allocated funds. M125 represents 19% of the total public expenditure of the programme.
- ✓ The third largest measure budget is for Adding value to agricultural and forestry products (M123) which has used its entire programmed expenditure and represents 13% of the total public expenditure of the programme.

**Figure 10: Progress of total public expenditure up to 2013 (at regional and national level)**



**Source of the data:**

- 1) Programmed expenditures 2007-2013: RDP budget allocation following Health Check revision (December 2013);
- 2) Expenditures 2007-2013: DG AGRI
- 3) Output indicators data are available only at National level; therefore at regional level a comparison of financial implementation progress is provided between the regional RDPs.

For further detailed information on financial / physical and output indicators data please refer to the dedicated ENRD website section on Monitoring Indicators.