

# CANARIAS - SPAIN

## Basic Information:

The Canarias Rural Development Programme (RDP) has budgeted for 2007-2013 a total public expenditure of €242 million (European Agricultural Fund for Rural Development and Member State contribution). At the end of 2013, €177 million were spent out of the allocated budget (see Figure 1).

**Axis 1** (Improving the competitiveness of the agricultural and forestry sector) has utilised 83% of its allocated budget.

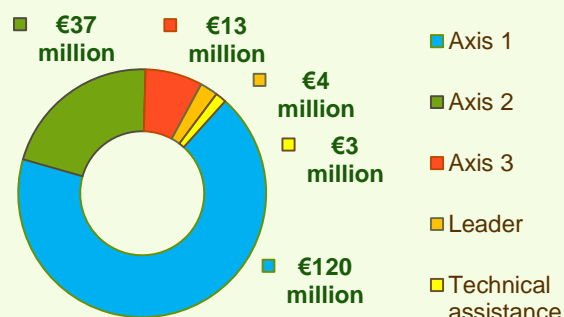
**Axis 2** (Improving the environment and the countryside) has utilised 71% of its programmed expenditure.

**Axis 3** (Improving the quality of life in rural areas) has utilised 52% of its budget.

**Axis 4** (Leader) has utilised 26% of its programmed expenditure.

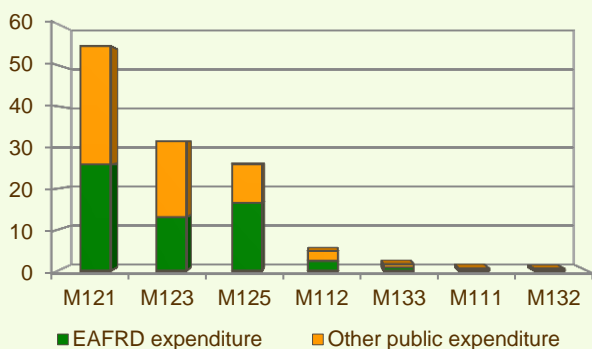


**Figure 1: Total public expenditure per axis in Canarias Region (2007-2013)**

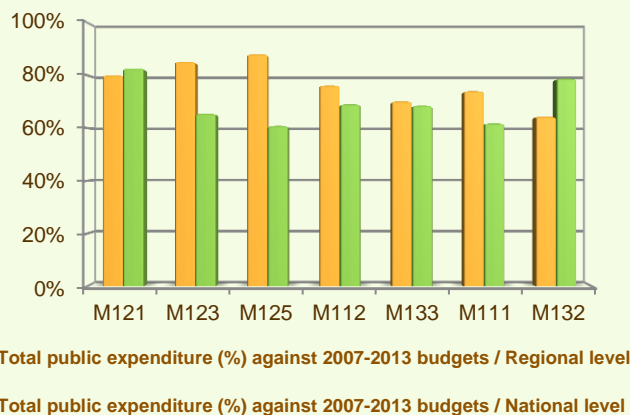


## Axis 1 - Improving the competitiveness of the agricultural and forestry sector

**Figure 2: Axis 1 total public expenditure per measure in million EURO (2007-2013)**



**Figure 3: Axis 1 total public expenditure (2007-2013) against 2007-2013 budgets, main measures**



Axis 1 places an emphasis on Modernisation of agricultural holdings (M121) and Adding value to agricultural and forestry products (M123), allocating to these measures 73%, of the overall budgeted funds for Axis 1.

Analysis of the expenditure rates per measure up to 2013 shows that:

- ❖ Three measures have utilised 80-90% of their programmed expenditure, namely:
  - Infrastructure related to the development and adaptation of agriculture and forestry (M125), 88%
  - Adding value to agricultural and forestry products (M123), 85% and
  - Modernisation of agricultural holdings (M121), 80%
- ❖ Three measures have utilised 70-80% of their programmed expenditure:
  - Setting up young farmers (M112), 76%
  - Vocational training and information actions (M111), 74% and
  - Information and promotion activities (M133), 70%.
- ❖ Participation of farmers in food quality schemes (M132) has spent 65% of its allocated funds.

Figure 3 indicates the progress of the total public expenditure of the most important measures of Axis 1 against the 2007-2013 budgets, in comparison to the National level.

# CANARIAS - SPAIN

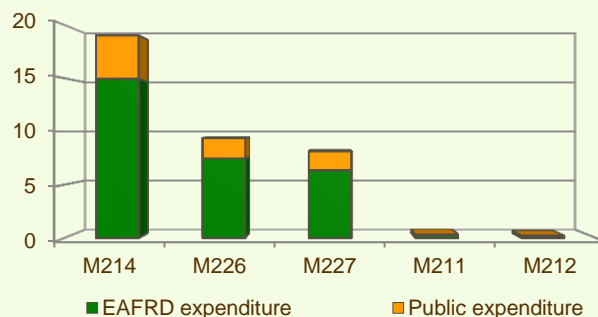
## Axis 2 - Improving the environment and the countryside

Axis 2 focuses on Agri-environment payments (M214). The measure represents a significant part of the Axis 2 utilised public expenditure (see Figure 4) and has been allocated 10% of the total public budget programmed in the Canarias RDP for 2007-2013.

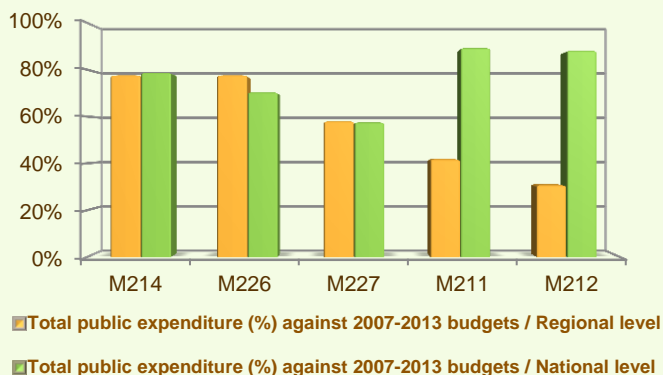
- ❖ The measures on Restoring forestry potential and introducing prevention actions (M226) and Agri-environment payments (M214) have spent 78% of their programmed budget.
- ❖ The measure on Non-productive investments – forestry (M227) has utilised 58% of its programmed budget.
- ❖ Two measures have utilised 30-45% of their programmed expenditure, namely:
  - Natural handicap payments to farmers in mountain areas (M211), 42% and
  - Payments to farmers in areas with handicaps, other than mountain areas (M212), 31%

Figure 5 indicates the progress of the total public expenditure of the most important measures of Axis 2 against the 2007-2013 budgets, in comparison to the National level.

**Figure 4: Axis 2 total public expenditure per measure in million EURO (2007-2013)**

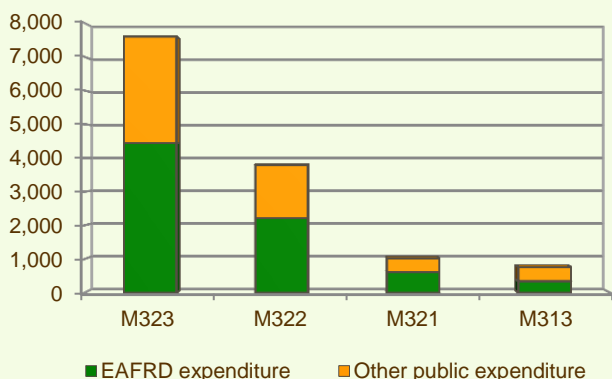


**Figure 5: Axis 2 total public expenditure (2007-2013) against 2007-2013 budgets, main measures**



## Axis 3 - Quality of life in rural areas and diversification of the rural economy

**Figure 6: Axis 3 total public expenditure per measure in thousand EURO (2007-2013)**



Axis 3 of the Canarias RDP focuses on Conservation and upgrading of the rural heritage (M323) which represents 56% of the Axis budget and 58% of the Axis total public expenditure (see Figure 6).

Two measures have utilised 50-60% of their allocated expenditure, namely:

- Village renewal and development (M322), 57% and
- Conservation and upgrading of the rural heritage (M323), 54%

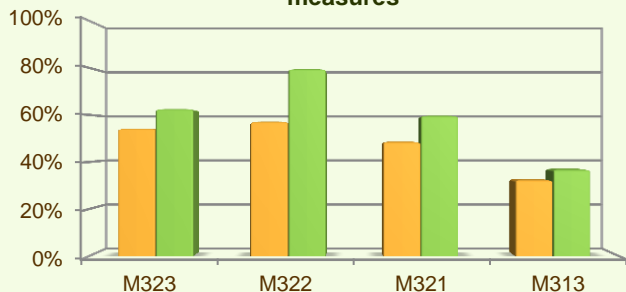
Two measures have utilised 30-50% of their allocated expenditure, namely:

- Basic services for the economy and rural population (M321), 49% and
- Encouragement of tourism activities (M313), 32%.

# CANARIAS - SPAIN

## Axis 3 - Quality of life in rural areas and diversification of the rural economy

**Figure 7: Axis 3 total public expenditure (2007-2013) against 2007-2013 budgets, main measures**



■ Total public expenditure (%) against 2007-2013 budgets / Regional level

■ Total public expenditure (%) against 2007-2013 budgets / National level

Figure 7 indicates the progress of the total public expenditure of the most important measures of Axis 3 against the 2007-2013 budgets, in comparison to the National level.

## Axis 4 - Leader

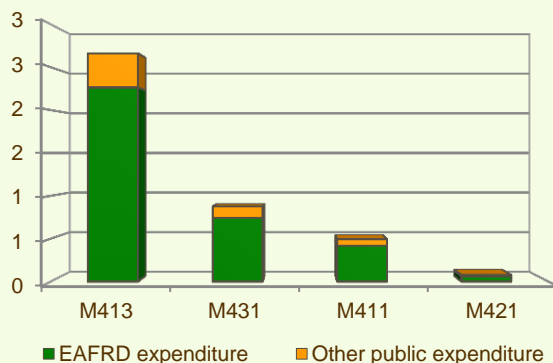
The Leader Axis in the Canarias RDP has allocated budget of €16 million out of which €4 million has been spent by 2013. Within the Axis, emphasis has been given to the Quality of life/diversification (M413). This measure has been allocated the largest share of funds and had the largest public expenditure (see Figure 8).

When comparing the expenditure rates per measure up to 2013 it is observed that:

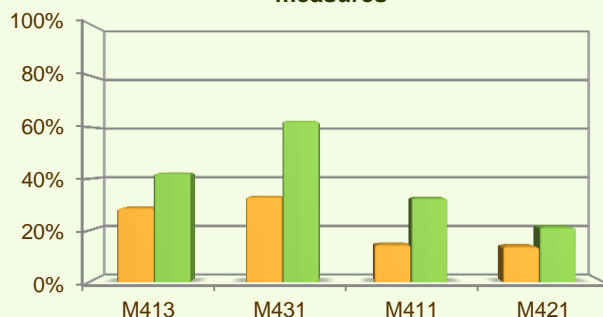
- ❖ Two measures have utilised 25-35% of their allocated funds, namely:
  - Running the LAG, skills acquisition, animation (M431), 33% and
  - Quality of life/diversification (M413), 29%
- ❖ Two measures have utilised around 14% of their allocated funds, namely:
  - Competitiveness (M411), 14% and
  - Implementing cooperation projects (M421), 13%.

Figure 9 indicates the progress of the total public expenditure of the most important measures of Axis 4 against the 2007-2013 targets, in comparison to the National level.

**Figure 8: Axis 4 total public expenditure per measure in million EURO (2007-2013)**



**Figure 9: Axis 4 total public expenditure (2007-2013) against 2007-2013 budgets, main measures**



■ Total public expenditure (%) against 2007-2013 budgets / Regional level

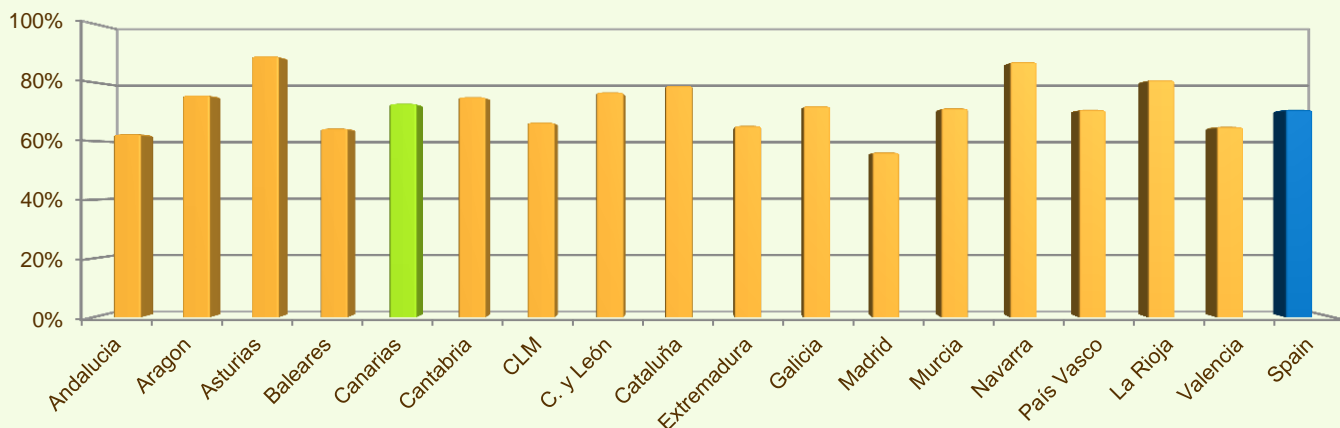
■ Total public expenditure (%) against 2007-2013 budgets / National level

# CANARIAS - SPAIN

## Summary

- ✓ Within seven years of implementation, the Canarias RDP has utilised 73% (see Figure 10) of the total public expenditure planned for the current Programming Period (including post Health Check and the European Economic Recovery Package modifications).
- ✓ Modernisation of agricultural holdings (M121) is the measure with the highest allocated budget in the Canarias RDP. Up to 2013, it has utilised 80% of its available budget and represents 31% of the total public expenditure of the programme.
- ✓ Adding value to agricultural and forestry products (M123) has the second largest budget in the Canarias RDP and the utilised expenditure is 85% of its allocated funds. M123 represents 18% of the total public expenditure of the programme.
- ✓ The third largest measure budget is for Infrastructure related to the development and adaptation of agriculture and forestry (M125), which has used 88% of its programmed total public expenditure and represents 14% of the total public expenditure of the programme.

**Figure 10: Progress of total public expenditure up to 2013 (at regional and national level)**



**Source of the data:**

1) Programmed expenditures 2007-2013: RDP budget allocation following Health Check revision (December 2013)

2) Expenditures 2007-2013: DG AGRI

3) Output indicators data are available only at National level; therefore at regional level a comparison of financial implementation progress is provided between the regional RDPs.



For further detailed information on financial / physical and output indicators data please refer to the dedicated ENRD website section on Monitoring Indicators.