

Mecklenburg Western Pomerania - GERMANY

Basic Information:

In total the Mecklenburg-Vorpommern Rural Development Programme (RDP) has budgeted for 2007-2013 a total public expenditure of €1.27 billion (European Agricultural Fund for Rural Development and Member State contribution). At the end of 2013, €950 million were spent out of the allocated budget (see figure 1).

Axis 1 – (Improving the competitiveness of the agricultural and forestry sector), has utilised around 84% of its allocated budget.

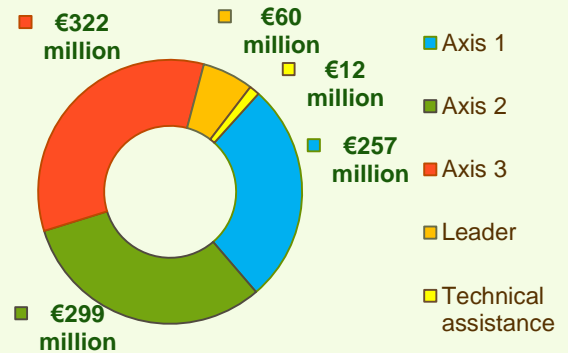
Axis 2 – (Improving the environment and the countryside), has utilised 81% of its programmed expenditure.

Axis 3 – (Improving the quality of life in rural areas), has utilised almost 65% of its budget.

Axis 4 – (Leader) has utilised around 79% of its programmed expenditure.



Figure 1: Total Public Expenditure up to 2013 in Mecklenburg-Vorpommern & expenditure per Axis



Axis 1 - Improving the competitiveness of the agricultural and forestry sector

Figure 2: Axis 1 - Total Public expenditure per measure in million EURO (2007-2013)

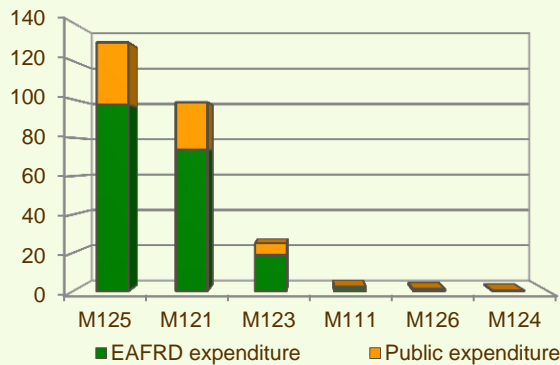
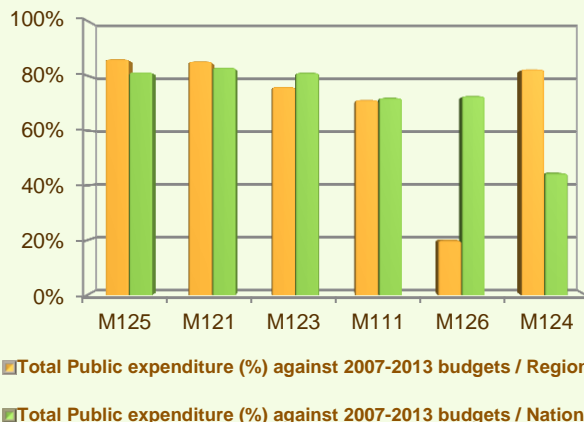


Figure 3: Axis 1 – Total public expenditure (2007-2013) against 2007-13 budgets, main measures



The sum of programmed total public expenditure on Axis 1 places an emphasis on Infrastructure related to the development and adaptation of agriculture (M125) and Modernisation of agricultural holdings (M121), allocating to these two measures 86% of the overall budgeted funds for Axis 1. Analysis of the expenditure rates per measure up to 2013 shows that:

- ❖ Three measures have utilised between 83% and 86% of their allocated expenditure, namely:
 - Cooperation for development of new products, etc. (M124), 83%
 - Modernisation of agricultural holdings (M121), 86%;
 - Infrastructure related to the development and adaptation of agriculture (M125), 86%;
- ❖ Adding value to agricultural and forestry products (M123) and Vocational training and information actions (M111) have used 76% and 71% of their planned allocations.
- ❖ Restoring agricultural production potential (126) has utilized 20% of its allocated funds.

Figure 3 indicates the progress of the total public expenditure of the most important measures of Axis 1 against the 2007-2013 budgets, in comparison to the National level.

Mecklenburg Western Pomerania - GERMANY

Axis 2 - Improving the environment and the countryside

The sum of programmed total public expenditure on Axis 2 focuses on Agri-environment payments (M214). This measure represents also the majority of the Axis 2 utilised expenditure (see figure 4) and has been allocated approximately 19% of the total public budget programmed in the Mecklenburg-Vorpommern RDP for 2007-2013.

- ❖ Non-productive investments – agriculture (M216) has spent all of its budget.
- ❖ Payments to farmers in areas with handicaps, other than mountain areas (M212) has utilised 98% of its funds.
- ❖ 4 out of the 7 measures offered by the Axis, have utilised between 76% and 85% of their allocated budgets, namely:
 - Agri-environment payments (M214), 76%;
 - Non-productive investments – forestry (M227), 81%;
 - Animal welfare payments (M215), 82% and
 - Restoring forestry potential and introducing prevention actions (M226), 85%;
- ❖ Forest-environment payments (M225) has spent 60% of its budget.

Figure 5 provides an indication of the progress of the total public expenditure of the most important measures of Axis 2 against the 2007-2013 budgets, in comparison to the National level.

Figure 4: Axis 2 - Total Public expenditure per measure in million EURO (2007-2013)

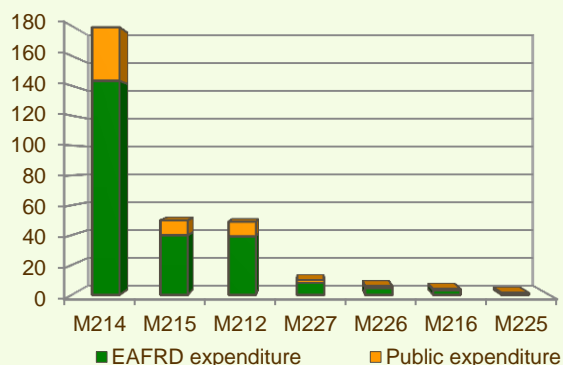
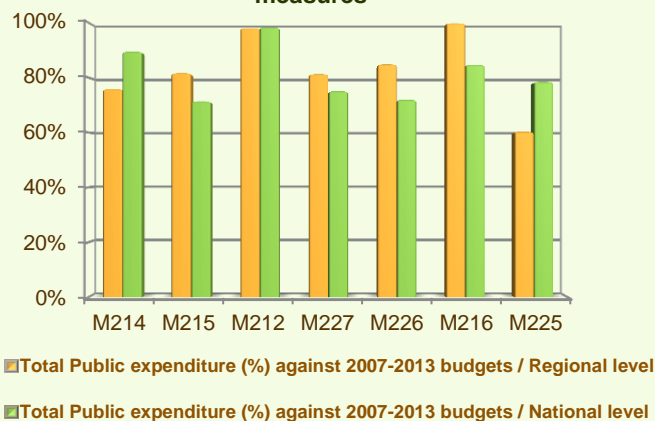
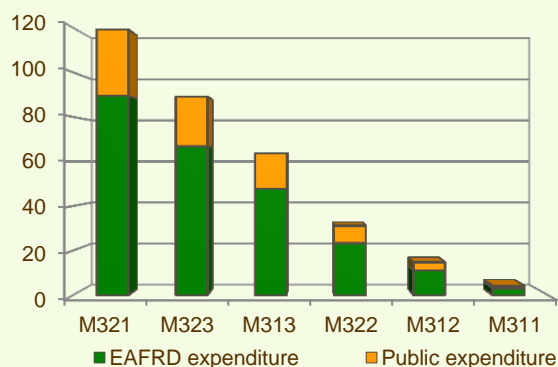


Figure 5: Axis 2 – Total public expenditure (2010-2013) against 2007-13 budgets, main measures



Axis 3 - Quality of life in rural areas and diversification of the rural economy

Figure 6: Axis 3 - Total Public expenditure per measure in million EURO (2007-2013)



The sum of programmed total expenditure on Axis 3 of the Mecklenburg-Vorpommern RDP focuses on Conservation and upgrading of the rural heritage (M323) and Basic services for the economy and rural population (M321), which together represent 68% of the Axis budget.

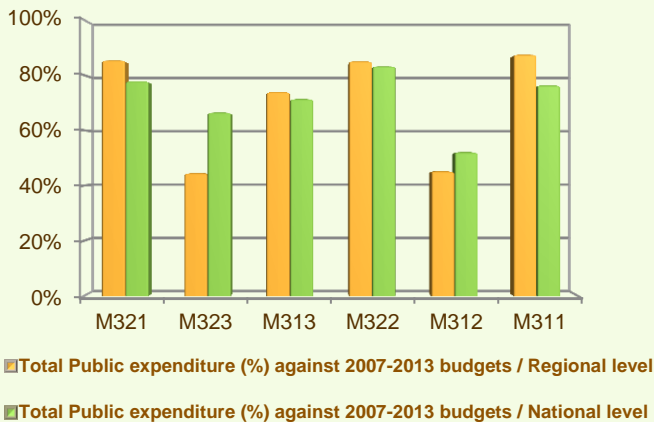
When comparing the expenditure rates per measure up to 2013 it is observed that:

- ❖ Three measures have spent approximately 85-88% of their programmed budgets:
 - Village renewal and development (M322), 85%
 - Basic services for the economy and rural population (M321), 86%.
 - Diversification into non-agricultural activities (M311), 88%.

Mecklenburg Western Pomerania - GERMANY

Axis 3 - Quality of life in rural areas and diversification of the rural economy

Figure 7: Axis 3 – Total public expenditure (2007-2013) against 2007-13 budgets, main measures



- ❖ Encouragement of tourism activities (M313) has used 74% of its allocation.
- ❖ Conservation and upgrading of the rural heritage (M323) and Support for business creation and development (M312) have utilised 45% of their planned expenditure.

Figure 7 provides an indication of the progress of the total public expenditure of the most important measures of Axis 3 against the 2007-2013 budgets, in comparison to the National level.

Axis 4 - Leader

The Leader Axis in the Mecklenburg-Vorpommern RDP has allocated budget of approximately €75 million out of which €60 million has been spent by 2013. The largest allocation of funds is on Quality of life and diversification measure (M413).

When comparing expenditure per measure up to 2013 it is observed that: Quality of life and diversification measure (M413) had the largest utilised total public expenditure (see figure 8). It is also observed that:

- ❖ Competitiveness (M411) has spent all of its budget.
- ❖ Running the LAG, skills acquisition, animation (M431) has utilised about 85% of its programmed expenditure.
- ❖ Quality of life and diversification measure (M413) has utilized 79% of its allocated funds,

Figure 9 provides an indication of the progress of the total public expenditure of the most important measures of Axis 4 against the 2007-2013 budgets, in comparison to the National level.

Figure 8: Axis 4 - Total Public expenditure per measure in million EURO (2007-2013)

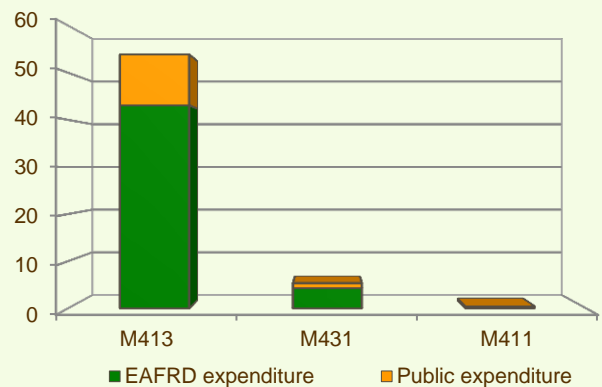
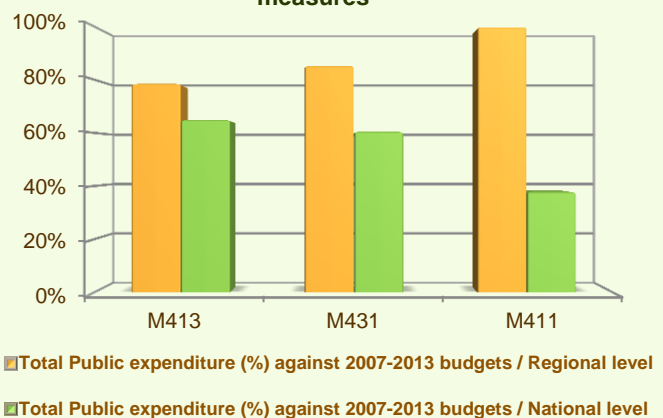


Figure 9: Axis 4 – Total public expenditure (2007- 2013) against 2007-13 budgets, main measures

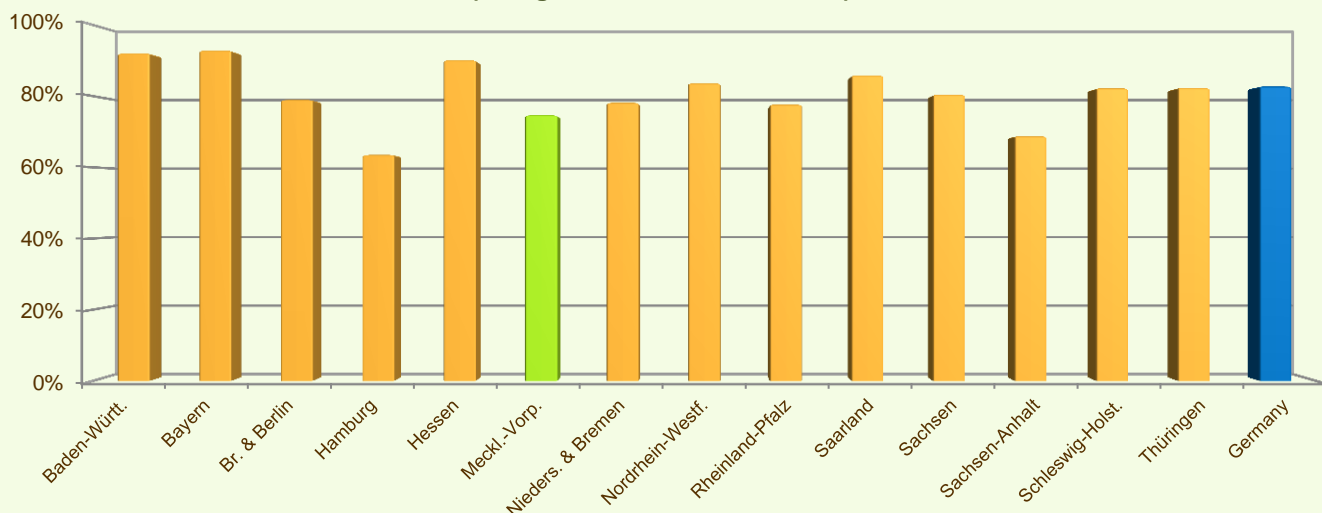


Mecklenburg Western Pomerania - GERMANY

Summary

- ✓ Within seven years of implementation, the Mecklenburg-Vorpommern RDP has utilised around 75% (see figure 10) of the total public expenditure planned for the current Programming Period (including post Health Check and the European Economic Recovery Package modifications).
- ✓ Agri-environment payments (M214) is the measure with the highest allocated budget in the Mecklenburg-Vorpommern RDP. Up to 2013, it has utilised 76% of its available budget and represents 19% of the total public expenditure of the programme.
- ✓ Conservation and upgrading of the rural heritage (M323) has the second largest budget in the Mecklenburg-Vorpommern RDP and the utilised expenditure is nearly 45% of its allocated funds. M323 represents 9% of the total public expenditure of the programme.
- ✓ The third largest measure budget is for Infrastructure related to the development and adaptation of agriculture and forestry (M125) which has used 86% of its programmed total public expenditure and represents approximately 14% of the total public expenditure of the programme.

Figure 10: Progress of total public expenditure up to 2013 (at regional and national level)



Source of the data:

1) Programmed expenditures 2007-2013: RDP budget allocation following Health Check revision (December 2013)

2) Expenditures 2007-2013: DG AGRI

3) Output indicators data are available only at National level; therefore at regional level a comparison of financial implementation progress is provided between the regional RDPs.



<http://enrd.ec.europa.eu>

For further detailed information on financial / physical and output indicators data please refer to the dedicated ENRD website section on Monitoring Indicators.