

BULGARIA



Basic Information:

The Bulgarian Rural Development Programme (RDP) has budgeted for 2007-2013 a total public expenditure of €3.2 billion (European Agricultural Fund for Rural Development and Member State contribution). At the end of 2013, €2 billion were spent out of the allocated budget (see figure 1).

Axis 1 – “Improving the competitiveness of the agricultural and forestry sector” has utilised 70% of its allocated budget.

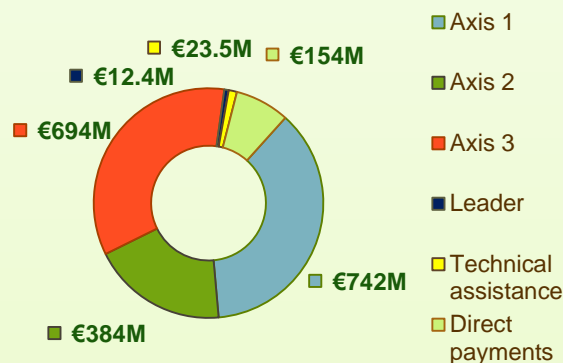
Axis 2 – “Improving the environment and the countryside” has used about 53% of its programmed expenditure.

Axis 3 – “Improving the quality of life in rural areas” has spent 60% of its budget.

Axis 4 – “Leader” has utilised approximately 16% of the programmed expenditure.

Direct payments – Support provided to farmers accounts has used almost its entire budget.

Figure 1: Total Public Expenditure per Axis from 2007 to 2013 in Bulgaria



Axis 1 - Improving the competitiveness of the agricultural and forestry sector

Figure 2: Axis 1 - Total Public expenditure per measure in million EURO (2007-2013)

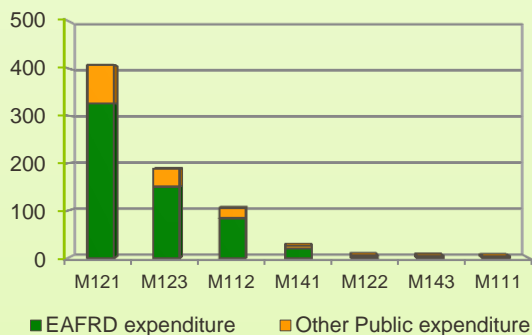
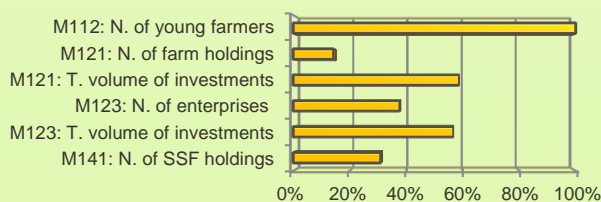


Figure 3: Axis 1 - Progress against 2007-2013 output targets in Bulgaria (2007-2012)



Axis 1 places an emphasis on Modernisation of agricultural holdings (M121) and Adding value to agricultural and forestry products (M123), allocating to these two measure 79% of the overall budgeted funds for Axis 1.

Analysis of the expenditure rates per measure up to 2013 shows that:

- ❖ Three measures have utilised between 77% and 82% of their allocated budgets:
 - Setting up of young farmers (M112), 77%;
 - Providing farm advisory and extension services (M143), 79% and
 - Modernisation of agricultural holdings (M121), 82%.
- ❖ Improvement of the economic value of forests (M122), Adding value to agricultural and forestry products (M123) and Semi-subsistence farming (M141) have realised 47-55% of their funds.
- ❖ Vocational training and information actions (M111) has used 31% of its allocated budget.
- ❖ Minimal expenditure has been recorded up to the end of 2013 for Producer groups (M142) and Use of advisory services (M114).

Figure 3 provides an indication of the achieved outputs up to 2012 in comparison to the output targets for 2007-2013.

BULGARIA

Axis 2 - Improving the environment and the countryside

Axis 2 focuses on Natural handicap payments to farmers in mountain areas (M211) and Agri-environment payments (M214). The two measures represent the majority of Axis 2 expenditure (see figure 4). Together they have been allocated 16% of the total public budget programmed in the Bulgarian RDP for 2007-2013.

- ❖ Payments to farmers in areas with handicaps, other than mountain areas measure (M212) has utilised all of its programmed budget.
- ❖ Agri-environment payments (M214) has realised 67% of its planned expenditure.
- ❖ Natural handicap payments to farmers in mountain areas (M211) has spent 55% of its funds.
- ❖ Natura 2000 payments and payments linked to Directive 2000/60/EC (M213), Restoring forestry potential and introducing prevention actions (M226) and First afforestation of non-agricultural (M223) have used 7-20% of their budget.

Figure 5 provides an indication of the achieved outputs up to 2012 in comparison to the output targets for 2007-2013.

Figure 4: Axis 2 - Total Public expenditure per measure in million EURO (2007-2013)

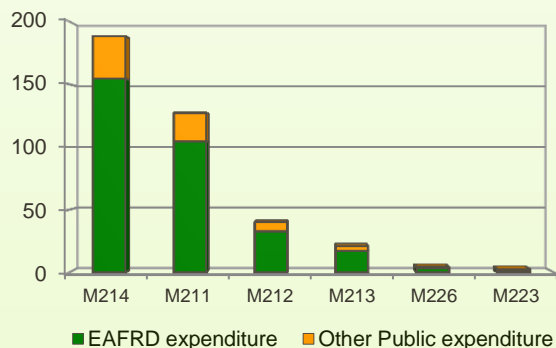
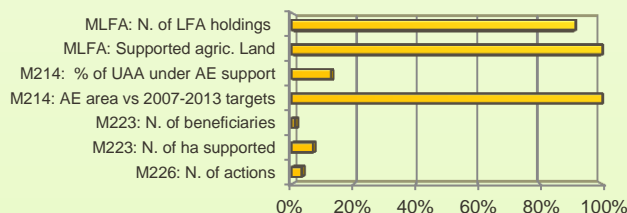


Figure 5: Axis 2 - Progress against 2007-2013 output targets in Bulgaria (2007-2012)



Axis 3 - Quality of life in rural areas and diversification of the rural economy

Figure 6: Axis 3 - Total Public expenditure per measure in million EURO (2007-2013)

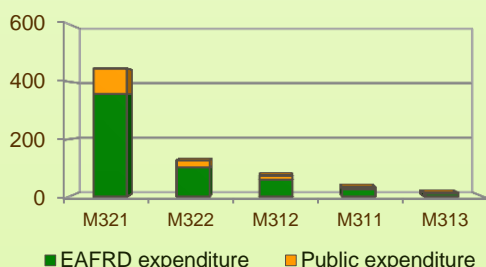
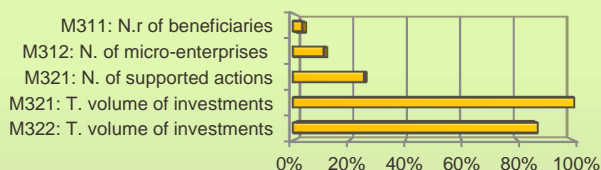


Figure 7: Axis 3 - Progress against 2007-2013 output targets in Bulgaria (2007-2012)



Axis 3 of the Bulgarian RDP focuses on Basic services for the economy and rural population (M321) which represents about 60% of the Axis allocated budget and 64% of the total public expenditure up until 2013 (see figure 6). About Axis 3, it is observed that:

- ❖ Village renewal and development (M322) and Basic services for the economy and rural population (M321) have spent 64% of their allocated budgets.
- ❖ Support for business creation and development (M312) has realised 55% of their allocated funds.
- ❖ Diversification into non-agricultural activities (M311) and Encouragement of tourism activities (M313) have spent each 35% and 44% of their budgets.

Figure 7 provides an indication of the achieved outputs up to 2012 in comparison to the output targets for 2007-2013.

BULGARIA

Measure 321 project example: Improvement of the Existing Centre for Cultural Services for the Population of the Municipality of Byala / Bulgaria

Byala Municipality benefited from EAFRD funding to upgrade its existing community centres so as its inhabitants have access to new cultural facilities.

Historically, “chitalishta” – community centres played a significant role in preserving and developing Bulgarian cultural traditions, as they are very often the only place for gatherings and entertainment of the local communities.

Public access to the existing cultural centres was improved through the project by means of several infrastructure works: renovation of the roof, windows, floors, walls and ceilings; installation of ramps and toilets for disabled users; replacement of the heating system; and improvement of the infrastructural networks and facilities.

Residents of the municipality have now access to new entertainment opportunities: libraries, performance areas for dance / music / theatre groups, takes part in various initiatives and events and enjoy a better quality of life.

The total cost of the project was €1,451,137.

Link: http://enrd.ec.europa.eu/policy-in-action/rdp_view/en/view_projects_en.cfm?action=detail&backfuse=jsview&postcard_id=801

Axis 4 - Leader

The Leader Axis in the Bulgarian RDP has allocated budget of €77 million out of which €12.4 million have been spent by 2013. Within the Axis, emphasis has been given to the Quality of life and diversification measure (M413) which has been allocated the largest share of funds .

- ❖ Up to 2013 (figure 8) Running the LAG, skills acquisition, animation (M431) has spent 53% of its allocated budget.
- ❖ Quality of life/diversification (M413) and Competitiveness (M411) have used 7% and 3% of their planned allocations.
- ❖ For Environment/land management (M412) and Implementing cooperation projects (M321) minimal or no expenditure has been recorded up to the end of 2013.

Figure 9 provides an indication of the achieved outputs up to 2012 in comparison to the output targets for 2007-2013.

Figure 8: Axis 4 - Total Public expenditure per measure in million EURO (2007-2013)

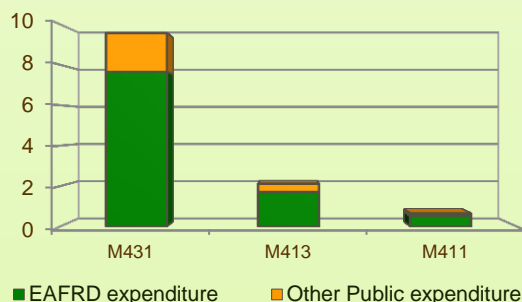
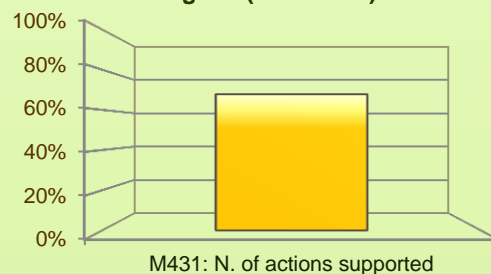


Figure 9: Axis 4 - Progress against 2007-2013 output targets in Bulgaria (2007-2012)

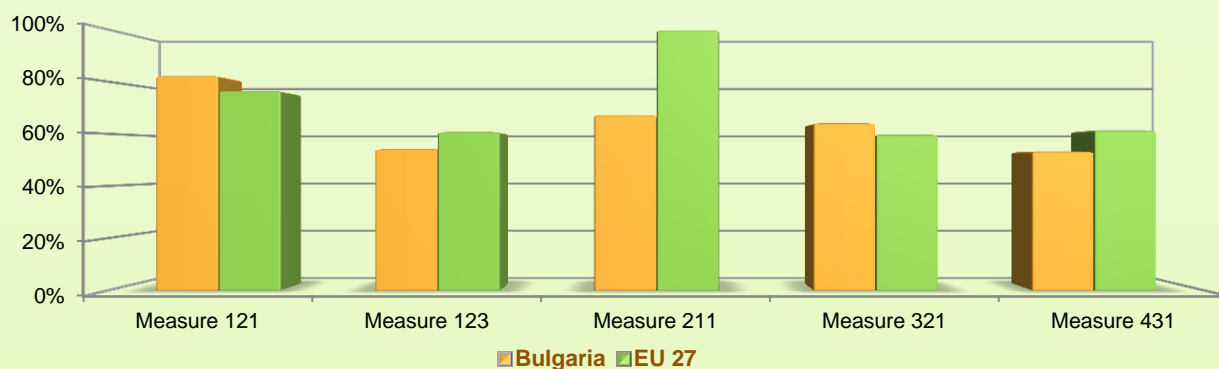


BULGARIA

Summary

- ✓ Within the seven years of implementation, the Bulgarian RDP has utilised about 62% (see figure 10) of the total public expenditure planned for the current Programming Period (including post Health Check and the European Economic Recovery Package modifications).
- ✓ Basic services for the economy and rural population (M321) is the measure with the highest allocated budget in the Bulgarian RDP. Up to 2013, it has utilised 64% of its available budget and represents 22% of the total public expenditure of the programme.
- ✓ Modernisation of agricultural holdings (M121) has the second largest budget in the Bulgarian RDP and the utilised expenditure is 82% of its allocated funds. M121 represents 20% of the total public expenditure of the programme.
- ✓ The third largest measure budget is for Adding value to agricultural and forestry products (M123), which has used 54% of its programmed, total public expenditure and represents 9% of the total public expenditure of the programme.

Figure 10: Progress of total public expenditure up to 2013, main measures (comparison with EU 27)



Source of the data:

1) Programmed expenditures 2007-2013: RDP budget allocation following Health Check revision (December 2013); 2) Expenditures 2007-2013: DG AGRI; 3) Output indicators: monitoring tables submitted by Managing Authorities along with the 2008, 2009, 2010, 2011, 2012 and 2013 Annual Progress Reports. Data referring to programming years 2007 to 2012. Only commitments made from year 2007 onwards are considered; 4) Output targets 2007-2013: DG AGRI

For further detailed information on financial / physical and output indicators data please refer to the dedicated ENRD website section on Monitoring Indicators.



<http://enrd.ec.europa.eu>