

## Measure 431 - Running the local action group, acquiring skills and animation



### Basic Information:

**Measure 431** – Running the local action group, acquiring skills and animation.

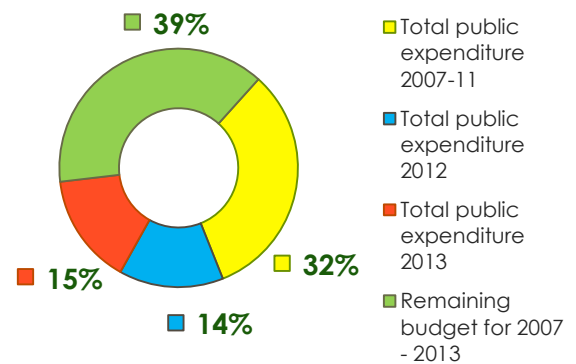
**Programmed total public expenditure, 2007-2013 (EU 27):** €1.4 billion (of which €979 million EAFRD contribution).

**Actual total public expenditure, 2007 to 2013 (EU 27):** €894 million or 61.5% of the programmed expenditure for 2007-2013.

**Definition of output indicators of the measure:** “Number of supported actions” – refers to the number of: supported studies on the areas concerned; actions to provide information about the area and the local development Strategy; the training of staff involved in the preparation and implementation of a local development strategy; promotional events and other.

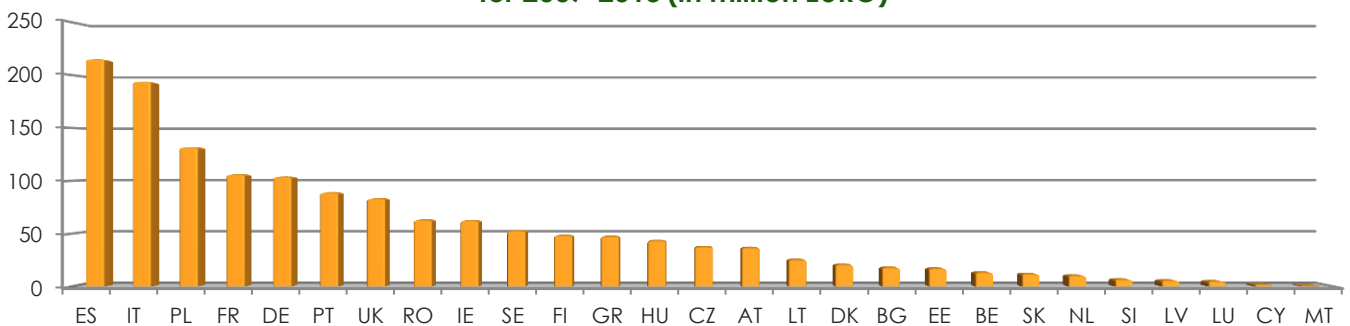
(Figure 1 shows the financial implementation up to 2013, whereas the output data presented below are up to 2012).

**Figure 1:**  
Measure 431 total public expenditure 2007-2013 and remaining budget (EU 27)



### Key facts and figures

**Figure 2: Programmed total public expenditure on measure 431 per MS for 2007-2013 (in million EURO)**

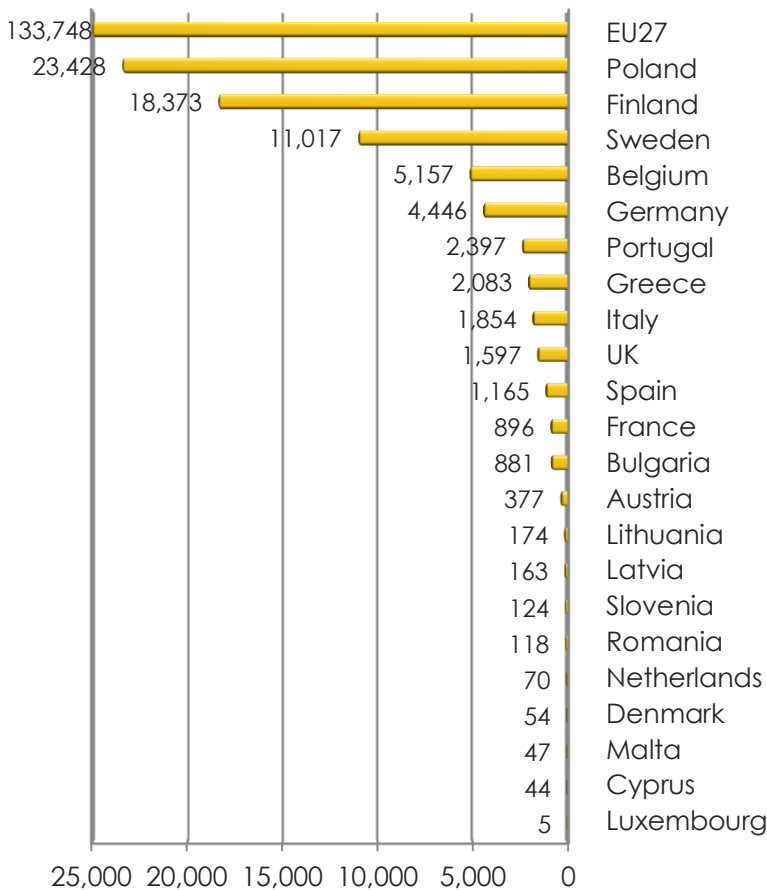


- ✓ Measure 431 is programmed by all of the 88 Rural Development Programmes (RDPs) across the EU 27.
- ✓ Spain and Italy are the Member States which have allocated the largest amounts of the RPD support on measure 431 among all the Member States with €215 and €194 million respectively (see figure 2).
- ✓ The largest RDP budget dedicated to Measure 431 among the new Member States has been allocated in Poland, with an amount of €132 million (total public expenditure).
- ✓ The Member State which has allocated the largest share of its Axis 4 budget to measure 431 is Luxemburg with 38% of its Axis 4 budget.

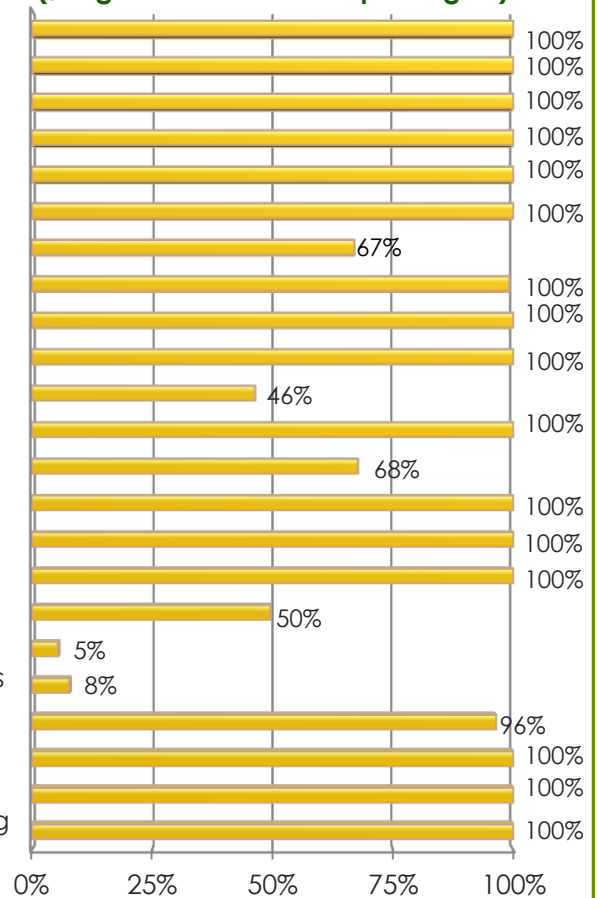
## Measure 431 - Running the local action group, acquiring skills and animation

### Measure 431 – Number of supported actions from 2007 to 2012\*

**Figure 3:**  
Number of supported actions



**Figure 4:** Number of supported actions  
(% against 2007-2013 output targets)



- ❖ Poland, Finland and Sweden are the Member States in which the highest number of actions supported by measure 431 have been undertaken (up to 2012). These countries have completed 23.5 thousand, 18.4 thousand and 11 thousand actions respectively (see figure 3).
- ❖ 15 Member States have reached their envisaged 2007-2013 target (number of supported actions) for the period 2007-2013 (see figure 4).
- ❖ Denmark has implemented 96% of its national target.
- ❖ Portugal, Spain, Bulgaria and Slovenia have supported between 45% and 70% of their expected number of actions (see figure 4) to be undertaken by 2013.

\* Data refer to the Member States for which data on the number and the target number of supported actions were available.

## Measure 431 - Running the local action group, acquiring skills and animation

### Measure 431 project example: New Skills and New Confidence for Rural Women



Women in rural areas are informally considered as the "hidden treasure" boosting development of local communities albeit their role is still not widely recognised. The project aimed at creating a common vision of modern rural woman in Poland and empowering women via a special capacity building programme.

Activities were carried out to raise rural women's self-esteem through the acquisition of new skills that help them to consciously improve image. Workshops were organised to help them improve their presentation skills and adapt their traditional costume fashion to modern needs. Other workshops held helped participants learning how to do hand-made ornaments and accessories for their costumes.

At the project's conclusion women organised the 'Fashion Village' show with their own designed clothes during a local festival, showing a more integration of the 'feminine spirit' within the local community.

The total cost of the project was €7,130, out of which €4,991 was EAFRD contribution.

Link: [http://enrd.ec.europa.eu/policy-in-action/rdp\\_view/en/view\\_projects\\_en.cfm?action=detail&backfuse=jsview&postcard\\_id=9520](http://enrd.ec.europa.eu/policy-in-action/rdp_view/en/view_projects_en.cfm?action=detail&backfuse=jsview&postcard_id=9520)

#### Source of the data:

- 1) Programmed expenditures 2007-2013: RDP budget allocation following Health Check revision (December 2013);
- 2) Expenditures 2007-2013: DG AGRI;
- 3) Output indicators: monitoring tables submitted by Managing Authorities along with the 2008, 2009, 2010, 2011, 2012 and 2013 Annual Progress Reports. Data referring to programming years 2007 to 2012. Only commitments made from year 2007 onwards are considered;
- 4) Output targets 2007-2013: DG AGRI

For further detailed information on financial / physical and output indicators data please refer to the dedicated ENRD website section on Monitoring Indicators.