

# Measure 421 – Implementing Cooperation Projects



## Basic Information:

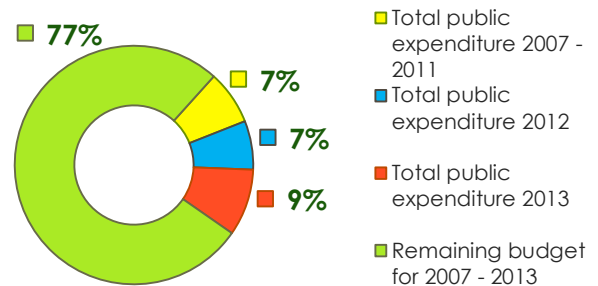
**Measure 421:** In order to strengthen the local development strategies, it is important that rural areas facing similar challenges can learn from each other. Therefore, cooperation projects between Local Action Groups of different territories need to be encouraged and are eligible for support.

**Programmed total public expenditure, 2007-2013 (EU 27):** €378.4 million (of which €235 million EAFRD contribution).

**Actual total public expenditure, 2007 to 2013 (EU 27):** €87.1 million or 23% of the programmed expenditure for 2007-2013.

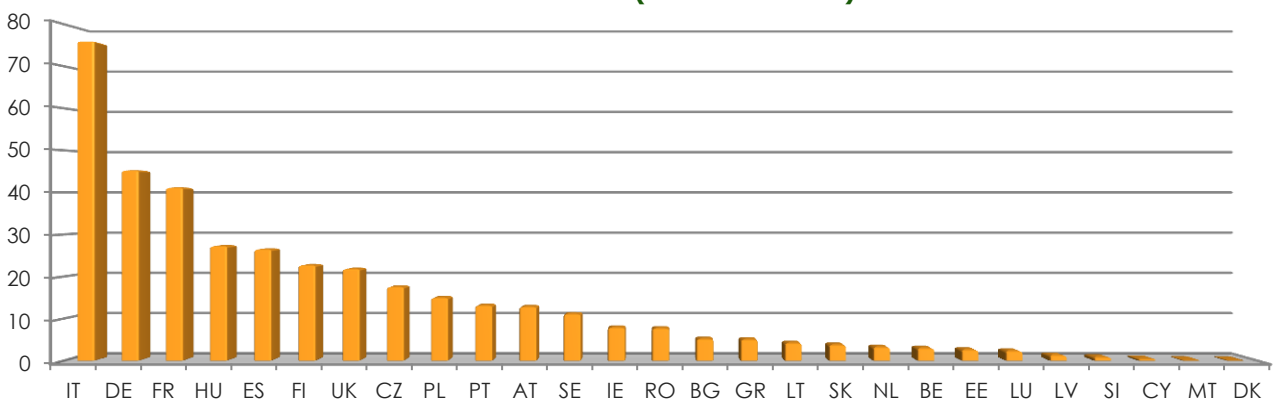
(Figure 1 shows the financial implementation up to 2013, whereas the output data presented below are up to 2012).

**Figure 1:**  
Measure 421 total public expenditure from 2007 to 2013 and remaining budget (EU 27)



## Key facts and figures

**Figure 2: Programmed total public expenditure on measure 421 per MS for 2007-2013 (in million EURO)**



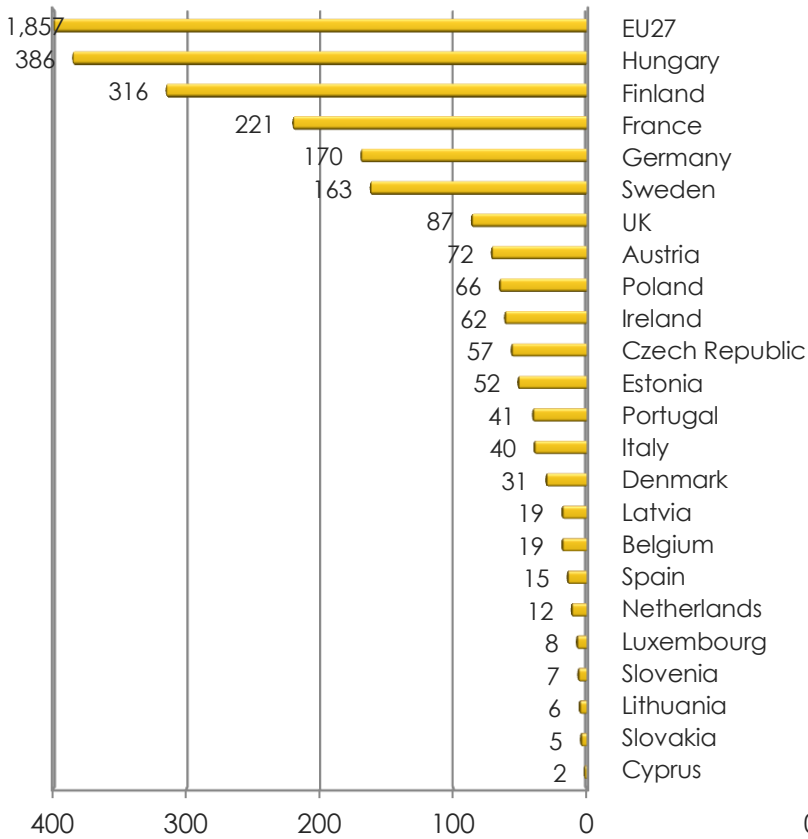
- ✓ Italy has allocated to measure 421 the largest of nearly €76 million among the EU Member States (see figure 2).
- ✓ By 2012, 1,857 cooperation projects have been supported at the EU level. This figure accounts for 38% of the number of cooperation projects planned to be supported during the 2007-2013 programming period.
- ✓ Nearly 2,220 LAGs across EU 27 have been engaged in the implementation of cooperation projects. This number accounts for more than 100% of the target set at the EU level in terms of LAGs expected to participate in cooperation initiatives.

## Measure 421 – Implementing Cooperation Projects

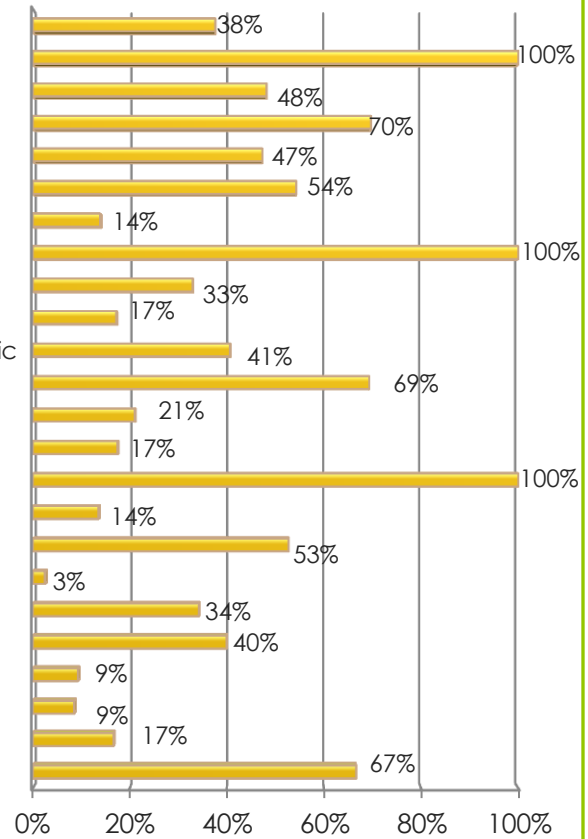
### Number of supported cooperation projects between LAGs from 2007 to 2012\*

**Definition of the indicator:** refers to the number of supported cooperation projects between LAGs and are divided according to the level of cooperation into Inter-territorial and transnational cooperation projects.

**Figure 3:**  
Number of cooperation projects



**Figure 4: Number of cooperation projects**  
(% against 2007-2013 output targets)



- ❖ By 2012, Hungary was the Member State which has supported the highest number cooperation projects (386) through measure 421, exceeding its national target for 2007-2013 (see figure 3).
- ❖ By the same period, Finland and France had supported 316 and 221 cooperation projects, respectively and realised – in terms of implementation rate - 48% and 70% of their target number for cooperation projects in the 2007-2013 programming period (figure 4).
- ❖ In terms of progress rate, the number of cooperation projects supported at the EU level up until 2012 represents 38% of the envisaged 2007-2013 target.

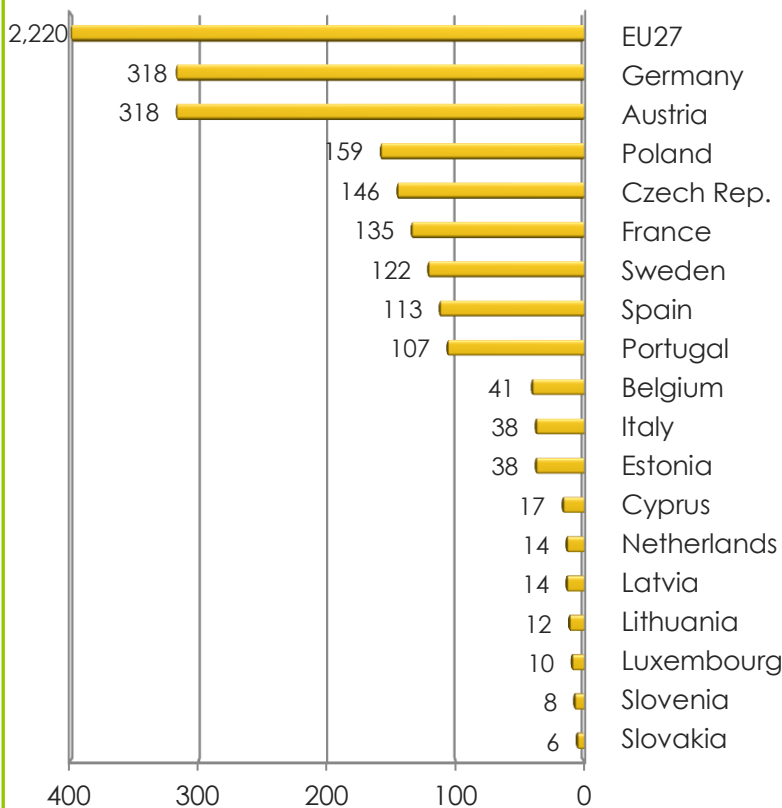
\* Data refer to the Member States for which information on the number of cooperation projects was available.

## Measure 421 – Implementing Cooperation Projects

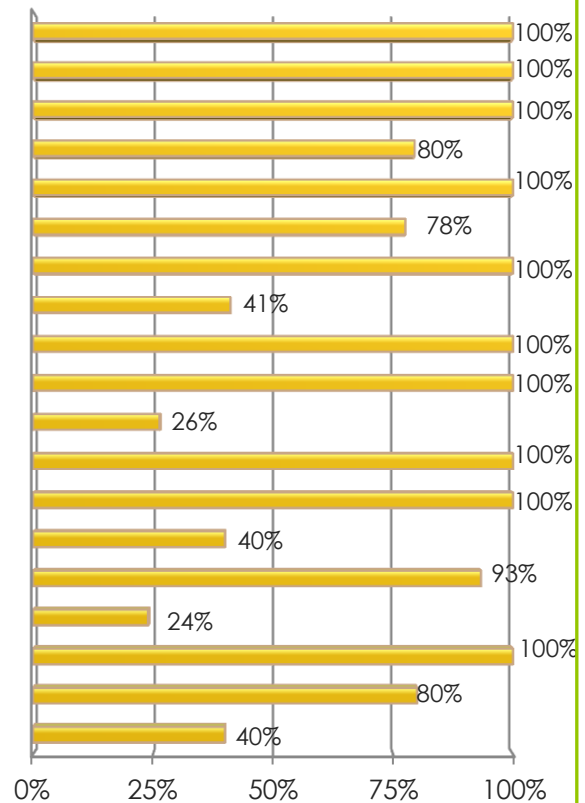
### Number of cooperating LAGs from 2007 to 2012\*

**Definition of the indicator:** refers to number of LAGs participating in supported cooperation projects and is divided according to the level of cooperation into Inter-territorial and transnational cooperation.

**Figure 5:**  
Number of cooperating LAGs



**Figure 6: Number of cooperating LAGs**  
(% against 2007-2013 output targets)



- ❖ Germany and Austria are the Member States where the highest number of LAGs have participated in cooperation projects supported by measure 421 (see figure 5).
- ❖ In Germany, Austria, the Czech Republic, Sweden, Portugal, Belgium, Estonia, Cyprus, and Luxembourg the number of cooperating LAGs has achieved the national target number of LAGs expected to participate in cooperation initiative in the current programming period (see figure 6).

\* Data refer to the Member States for which information on the number of cooperation projects was available.

## Measure 421 – Implementing Cooperation Projects

### Measure 421 project example: WOLF - Wildlife and Farmers



The project was developed by several Local Action Groups from Estonia, Portugal, Romania and Spain to promote biodiversity and employment generation. This would be achieved by encouraging environmental, economic and social coordination among livestock farmers, hunters and actors involved in wildlife conservation.

The objective was to create instruments for consensus building among main stakeholders: supporters of wild animals (conservation groups, environmentalists) and opponents (farmers and hunters) favourable to coexistence of wildlife and farm livestock. It focused on a comparative study on measures encouraging coexistence of wildlife and farm livestock.

The compatibility concept was presented to the EU decision makers and was demonstrated during a travelling exhibition. Stakeholders were offered a consultation mechanism for sustainable exploitation of countryside's wildlife. A tourist guide was developed highlighting the reconciliation between wildlife and human activity. Project information is disseminated via a website and a DVD.

The total cost of the project was €480,000, out of which €57,600 was EAFRD contribution.

Link: [http://enrd.ec.europa.eu/policy-in-action/rdp\\_view/en/view\\_projects\\_en.cfm?action=detail&backfuse=jsview&postcard\\_id=8621](http://enrd.ec.europa.eu/policy-in-action/rdp_view/en/view_projects_en.cfm?action=detail&backfuse=jsview&postcard_id=8621)

#### Source of the data:

- 1) *Programmed expenditures 2007-2013: RDP budget allocation following Health Check revision (December 2013);*
- 2) *Expenditures 2007-2013: DG AGRI;*
- 3) *Output indicators: monitoring tables submitted by Managing Authorities along with the 2008, 2009, 2010, 2011, 2012 and 2013 Annual Progress Reports. Data referring to programming years 2007 to 2012. Only commitments made from year 2007 onwards are considered;*
- 4) *Output targets 2007-2013: DG AGRI*

For further detailed information on financial / physical and output indicators data please refer to the dedicated ENRD website section on Monitoring Indicators.



<http://enrd.ec.europa.eu>