

Measure 322 – Village renewal and development

Basic Information:

Measure 322 – Village renewal and development

Programmed total public expenditure, 2007-2013 (EU 27): €4.5 billion (of which €3.3 billion EAFRD contribution).

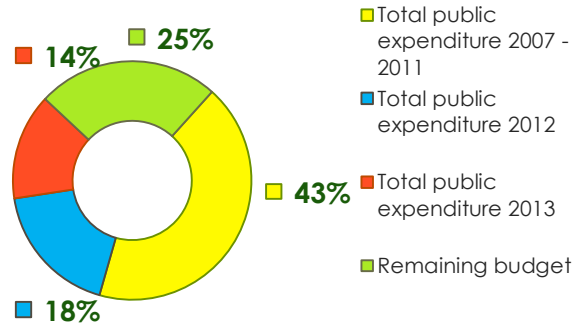
Actual total public expenditure, 2007 to 2013 (EU 27): €3.4 billion or 75% of the programmed expenditure for 2007-2013. (Figure 1 shows the financial implementation up to 2013, whereas the output data presented below are up to 2012).

Definition of output indicators of the measure:

- 1) "Number of villages where actions took place" – refers to the number of villages with supported actions for investments related to village renewal and development.
- 2) "Total volume of investments" - refers to the total amount (= the sum of all public and private expenditure) of all the tangible and/or intangible investments made for actions related to village renewal and development.



Figure 1:
Measure 322 total public expenditure from 2007 to 2013 and remaining budget (EU 27)



Measure 322 – Number of villages where actions took place from 2007 to 2012*

Figure 2: Number of villages where actions took place

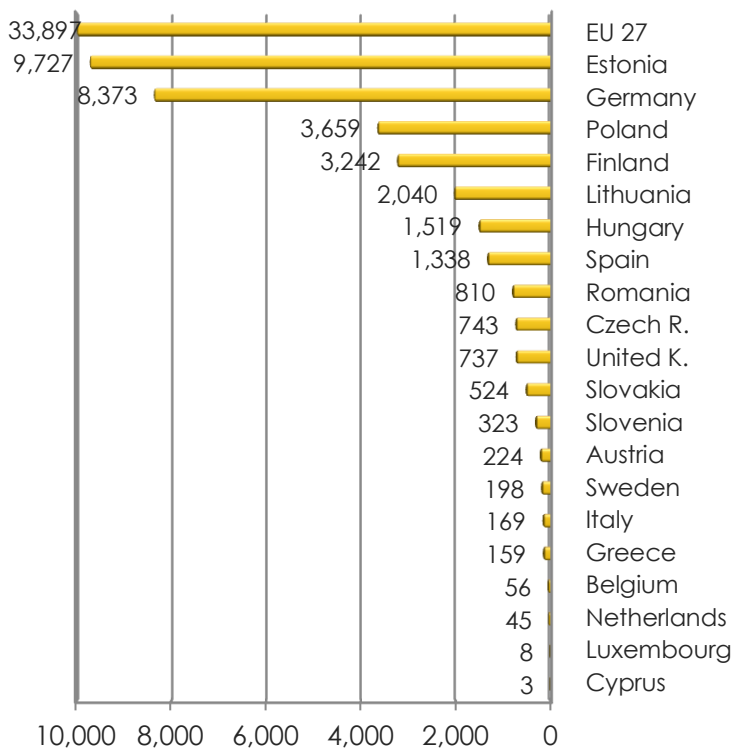
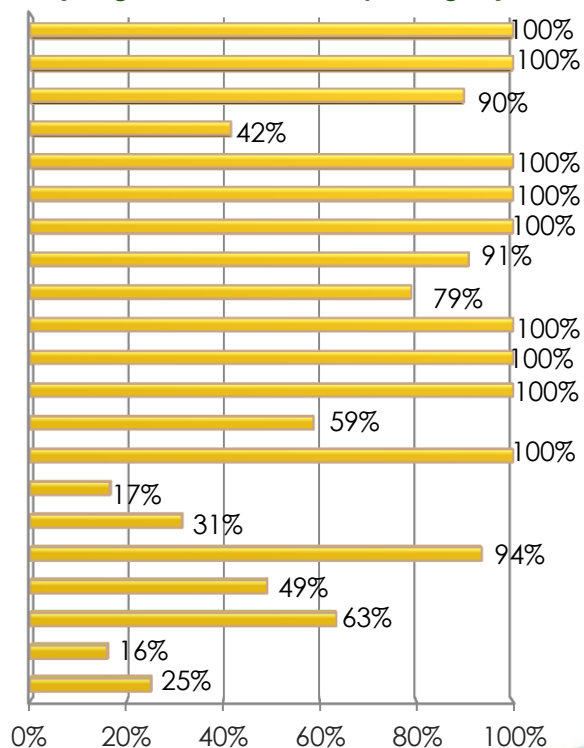


Figure 3: Number of villages where actions took place (% against 2007-2013 output targets)



*Data refer to the Member States for which information on the number of villages where actions took place was available.

Measure 322 – Village renewal and development

- During the first six years of implementation, village renewal and development actions supported by measure 322 took place in 33,897 villages across EU (see figure 2). This number accounts for more than 100% of the number of villages envisaged to receive support in the 2007-2013 programming period (see figure 3).
- By 2012 the highest number of villages supported by the measure was in Estonia (9,727 villages). This figure accounts for 100% of Estonia's target number for the current programming period. Germany follows with 8,373 villages.
- In terms of progress rate, Austria, the United Kingdom, Slovakia, the Czech Republic, Hungary, Lithuania and Finland have also supported more than 100% of their respective national targets by 2011.

Measure 322 – Total volume of investments from 2007 to 2012*

Figure 4:

Total volume of investments (in thousand EURO)

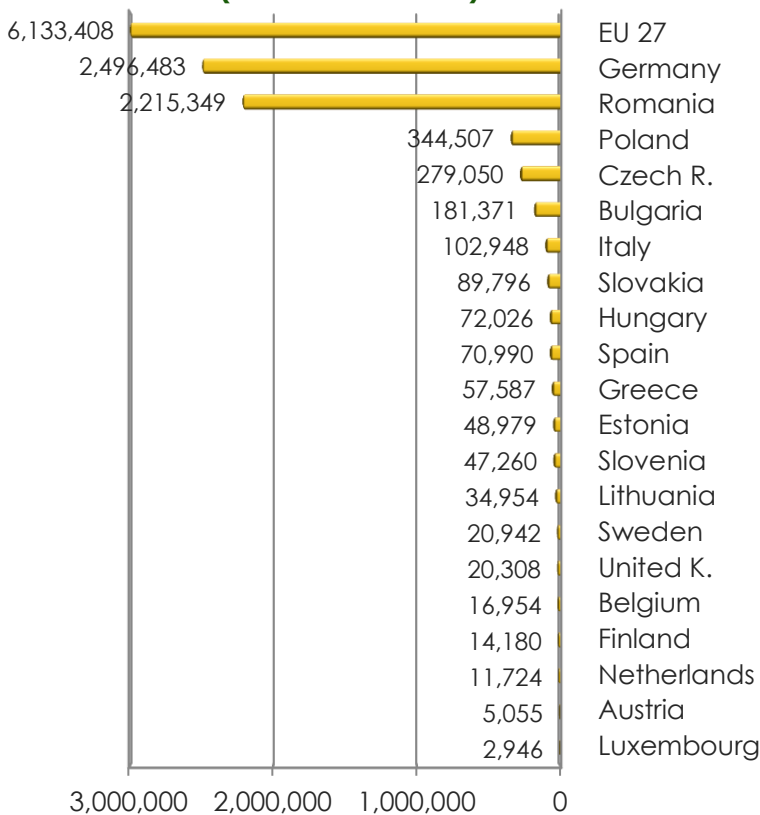
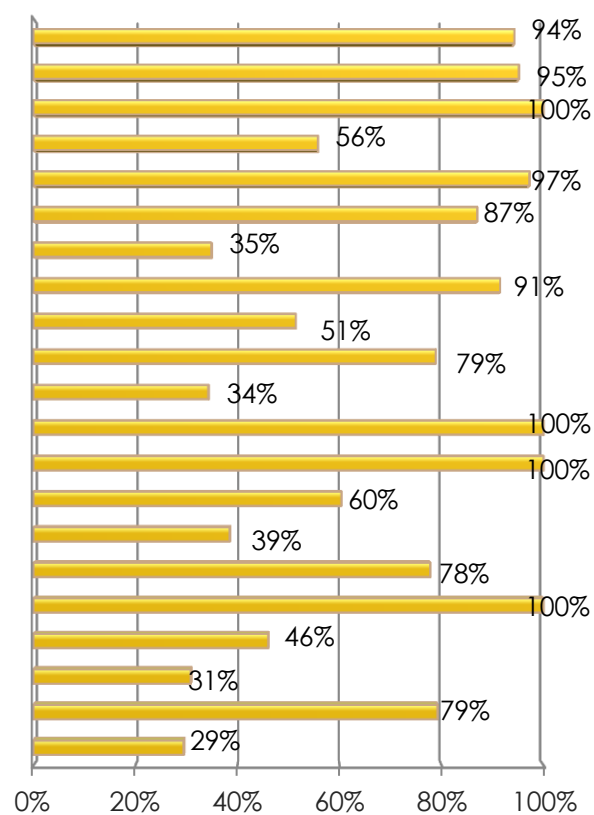


Figure 5:

Total volume of investments (% against 2007-2013 output targets)



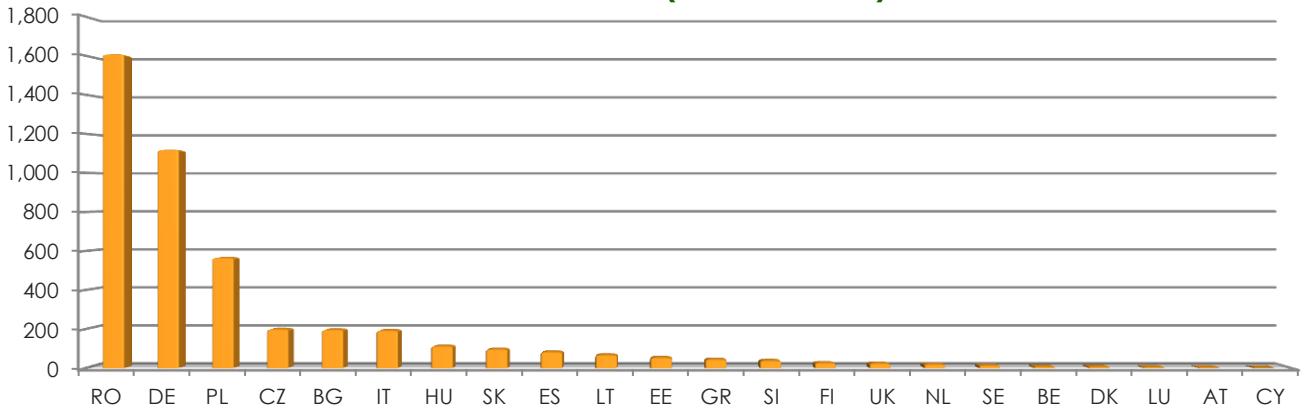
*Data refer to the Member States for which information on the total volume of investments realised was available.

- At EU 27 level the amount of investments generated by village renewal and development actions supported through measure 322 accounts to €6.1 billion (by 2012, see figure 4).
- In Germany and Romania the total volume of investments under this measure amounts to approximately €2.5 and €2.2 billion respectively. In terms of progress against the national targets set for the current programming period, these account for 95% (Germany) and over 100% (Romania) (see figure 5).
- In Estonia, Slovenia and Belgium the amount of investments generated by village renewal and development actions exceeds 100% of the target amounts envisaged by the end of the programming period.

Measure 322 – Village renewal and development

Key facts and figures

Figure 6: Programmed total public expenditure on measure 322 per MS for 2007-2013 (in million EURO)



- ✓ Measure 322 is programmed in 51 out of the 88 Rural Development Programmes (RDPs) across the EU 27.
- ✓ Overall, Romania has allocated to this measure around €1.6 billion, the highest RDP budget across the EU 27 (programmed total public expenditure – see figure 6). Germany follows with €1.1 billion.
- ✓ Poland, the Czech Republic and Bulgaria are the other new MS with the highest RDP budget allocation for the whole programming period (€567, €200 and €197 million respectively).
- ✓ The Member States which have allocated the highest shares of their Axis 3 – Quality of life in rural areas and diversification of the rural economy – budget to measure 322 are Romania and Estonia (68% and 41% respectively). Germany and the Czech Republic follow with 35% and 31% respectively.

Measure 322 project example: Tackling Community Isolation in Midgley Village, United Kingdom

Community cohesion is important for Midgley village as it had lately experienced the decline in provision of rural services. Villagers volunteered to tackle this issue through a community organisation that provide important services to the villagers including support for disadvantaged groups and isolated individuals.

The project supported the local organisation in carrying out its social functions by providing a new community room in an old cooperative building. Its main activities consisted in purchasing the old cooperative building and its refurbishment (installing electrical, drainage and sewerage systems, roof and floor improvements, installation of equipment for heating, cleaning and catering, etc.) so that the community room and village shop could operate within it. As result, the community organization continues to offer relevant events, services and support activities for the residents, thus contributing to community cohesion.

The total cost of the project was €273,600, out of which €61,560 EAFRD contribution.

Link: http://enrd.ec.europa.eu/policy-in-action/rdp_view/en/view_projects_en.cfm?action=detail&backfuse=jsview&postcard_id=4920

Source of the data:

1) Programmed expenditures 2007-2013: RDP budget allocation following Health Check revision (December 2013); 2) Expenditures 2007-2013: DG AGRI; 3) Output indicators: monitoring tables submitted by Managing Authorities along with the 2008, 2009, 2010, 2011, 2012 and 2013 Annual Progress Reports. Data referring to programming years 2007 to 2012. Only commitments made from year 2007 onwards are considered; 4) Output targets 2007-2013: DG AGRI

For further detailed information on financial / physical and output indicators data please refer to the dedicated ENRD website section on Monitoring Indicators.