

Measure 321 - Basic services for the economy and rural population

Basic Information:

Measure 321 – Basic services for the economy and rural population

Programmed total public expenditure, 2007-2013 (EU 27): €5.2 billion (of which €3.66 billion EAFRD contribution).

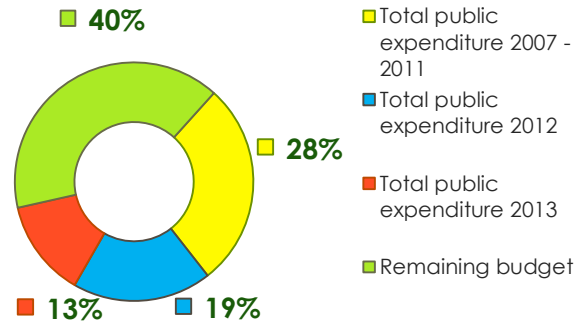
Actual total public expenditure, 2007 to 2013 (EU 27): €3.1 billion or 60% of the programmed expenditure for 2007-2013. (Figure 1 shows the financial implementation up to 2013, whereas the output data presented below are up to 2012).

Definition of output indicators of the measure:

- 1) "Number of supported actions" – refers to the number of supported actions for investments in basic services and facilities.
- 2) "Total volume of investment" – refers to the total amount (=the sum of all public and private expenditure) of all the tangible and/or intangible investments related to actions for investments in basic services and facilities.



Figure 1:
Measure 321 total public expenditure from 2007 to 2013 and remaining budget (EU 27)



Measure 321 – Number of supported actions from 2007 to 2012*

Figure 2:
Number of supported actions

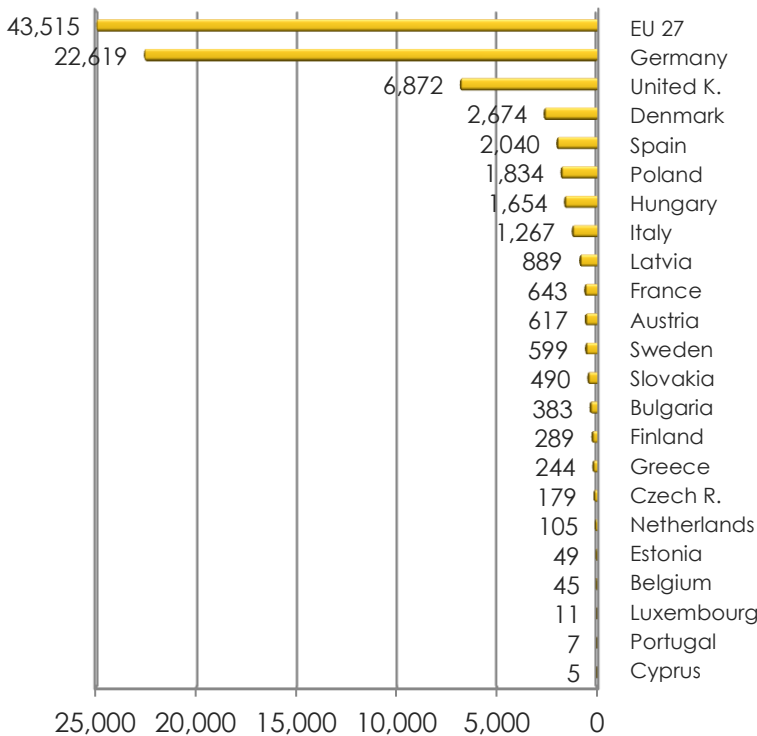
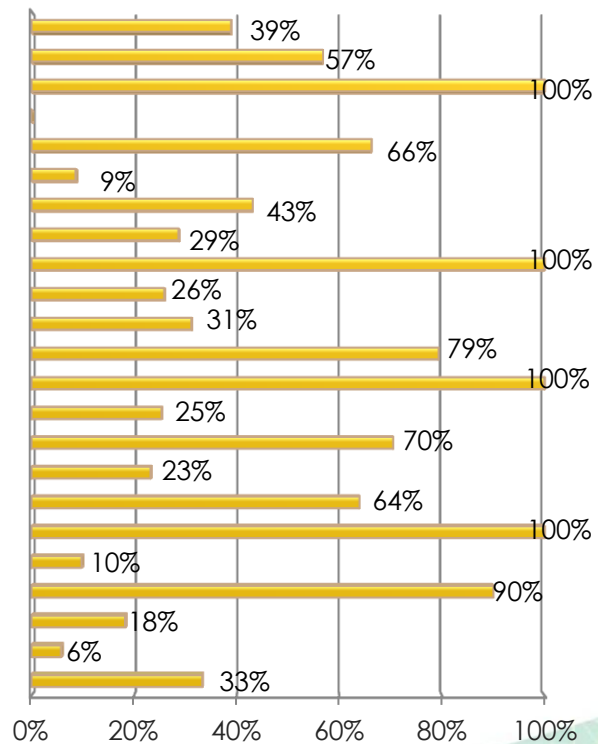


Figure 3:
Number of supported actions (% against 2007-2013 output targets)



*Data refer to the Member States for which information on the number of supported actions was available.

Measure 321 - Basic services for the economy and rural population

- Up until 2012, more than 43,500 actions for investments in basic services and facilities have been supported across the EU 27 through measure 321 (figure 2).
- Germany is the MS that supported the highest number of investment actions (approximately 22,600), reaching 57% of the national target set for the period 2007-2013 (see figure 3).
- The United Kingdom had supported almost 6,900 actions during the first six years of implementation; this figure accounted for over 100% of the United Kingdom's target number of supported actions by 2013.
- Slovakia, Latvia and the Netherlands have supported more than 100% of their envisaged 2007-2013 target.

Measure 321 – Total volume of investment realised from 2007 to 2012*

Figure 4:
Total volume of investment
(in million EURO)

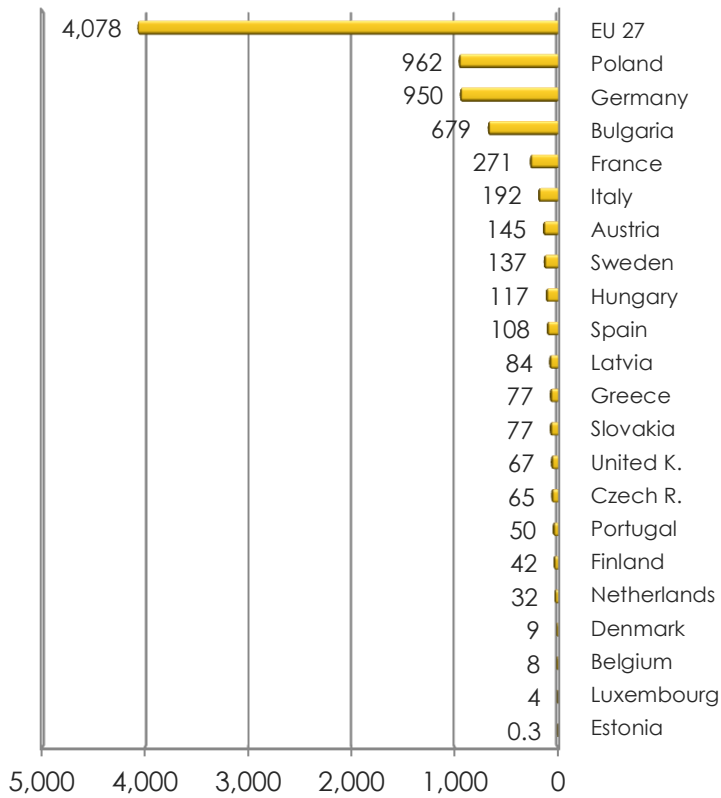
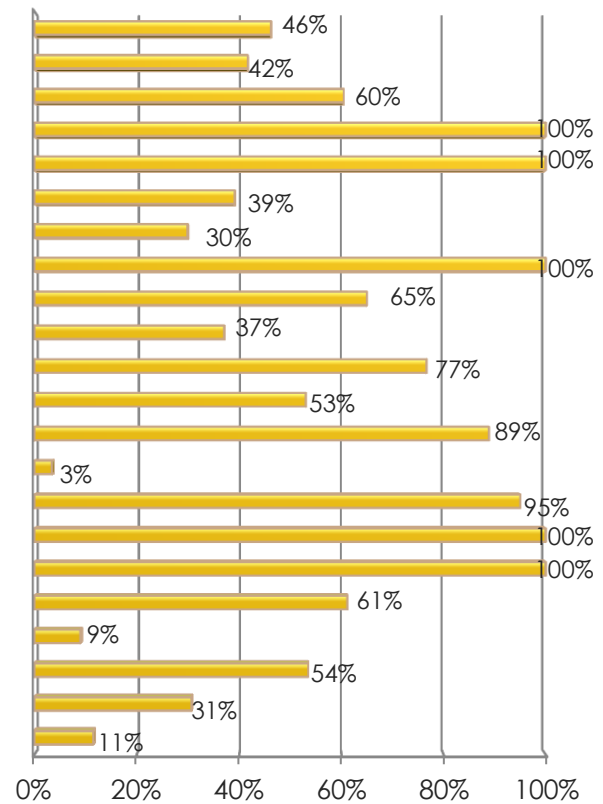


Figure 5:
Total volume of investment
(% against 2007-2013 output targets)



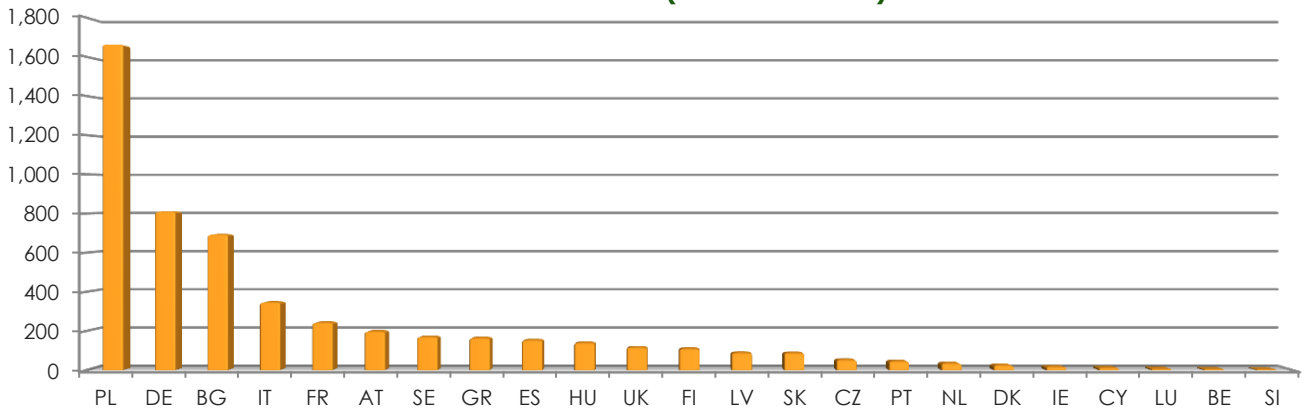
*Data refer to the Member States for which information on the total volume of realised investments was available.

- By 2012, the highest amount of investments generated by actions for basic services and facilities has been achieved in Poland (approximately €962 million)(see figure 4).
- In the same period Germany, Bulgaria and France have been investing €950, €679 and €271 million respectively on actions for basic services and facilities.
- In terms of progress against the 2007-2013 targets, Germany, Bulgaria, Sweden, Finland, and Portugal have realised 100% of output targets while the Czech Republic and Slovakia follow with shares of investments realised at 95% and 89% respectively. (see figure 5).

Measure 321 - Basic services for the economy and rural population

Key facts and figures

Figure 6: Programmed total public expenditure on measure 321 per MS for 2007-2013 (in million EURO)



- ✓ Measure 321 is programmed in 70 out of the 88 Rural Development Programmes (RDPs) across the EU 27.
- ✓ Overall, Poland has allocated to the measure the largest RDP budget for 2007-2013; an amount of almost €1.7 billion (total public expenditure – see figure 6). Germany, Bulgaria and Italy follow with €812, €695 and €348 million respectively.
- ✓ The Member States which have allocated the largest shares of their Axis 3 – Quality of life in rural areas and diversification of the rural economy – budget to measure 321 are Ireland, Cyprus and Portugal (100%, 66% and 66% respectively).

Measure 321 project example: Rural Handyman Making the Difference in Remote Rural Areas of Portugal

The project was implemented in response to needs identified in Sousel, a rural region with predominantly elderly and low income population and limited public transport network. It aimed at providing integrated transport and support services to reconnect people in the area: a social taxi cab service, repair and maintenance services for electricity and plumbing, and a general handyman service.

To implement the project two vehicles and various tools were procured. Services were organized and managed. Legal regulations to allow "social pricing" were developed. Other activities consisted in identifying and registering the potential users and promoting the newly created services. Based on a detailed understanding of community needs, affordable and sustainable home support services are now available, thus improving locals' quality of life: improved housing conditions, improved mobility and reducing isolation.

The total cost of the project was €40,496, out of which €23,177 was EAFRD contribution.

Link: http://enrd.ec.europa.eu/policy-in-action/rdp_view/en/view_projects_en.cfm?action=detail&backfuse=jsview&postcard_id=2100

Source of the data:

1) Programmed expenditures 2007-2013: RDP budget allocation following Health Check revision (December 2013); 2) Expenditures 2007-2013: DG AGRI; 3) Output indicators: monitoring tables submitted by Managing Authorities along with the 2008, 2009, 2010, 2011, 2012 and 2013 Annual Progress Reports. Data referring to programming years 2007 to 2012. Only commitments made from year 2007 onwards are considered; 4) Output targets 2007-2013: DG AGRI

For further detailed information on financial / physical and output indicators data please refer to the dedicated ENRD website section on Monitoring Indicators.