

Measure 227 – Support for non-productive investments (forestry)

Basic Information:

Measure 227 – Support for non-productive investments

Programmed total public expenditure, 2007-2013 (EU 27): €1.25 billion (of which €772 million EAFRD contribution).

Actual total public expenditure, 2007 to 2013 (EU 27): €721 million or 58% of the programmed expenditure for 2007-2013. (Figure 1 shows the financial implementation up to 2013, whereas the output data presented below are up to 2012).

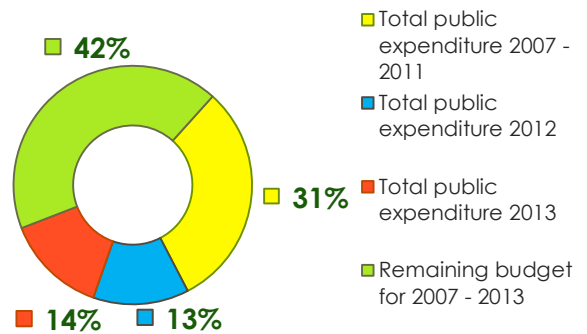
Definition of output indicators of the measure:

1) "Number of supported forest holders" - refers to the number of beneficiaries who make forest-environmental, non-productive investments / investments which enhance the public amenity value of forest and wooded land.

2) "Total volume of investment" – refers to the total amount (= the sum of all public and private expenditure) of all the tangible and/or intangible investments made by supported forest holders who make forest-environmental, non-productive investments/ investments which enhance the public amenity value of forest and wooded land.



Figure 1:
Measure 227 total public expenditure from 2007 to 2013 and remaining budget (EU 27)



Measure 227 – Number of supported forest holders from 2007 to 2012*

Figure 2:
Number of supported forest holders

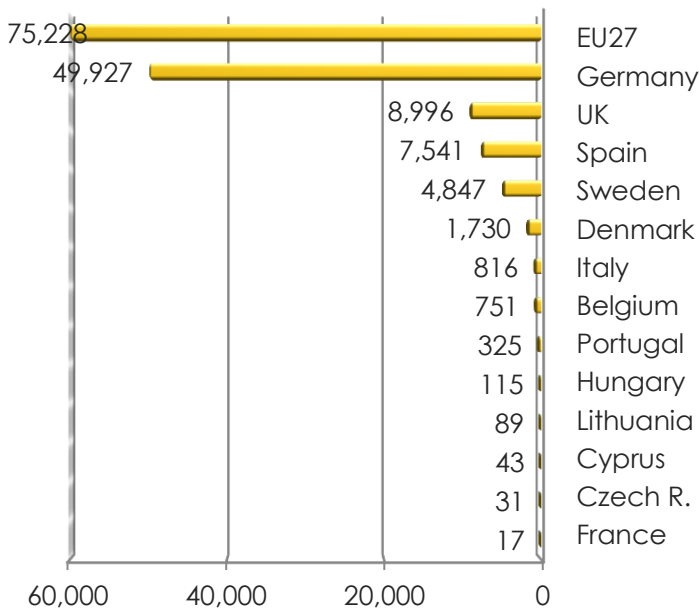
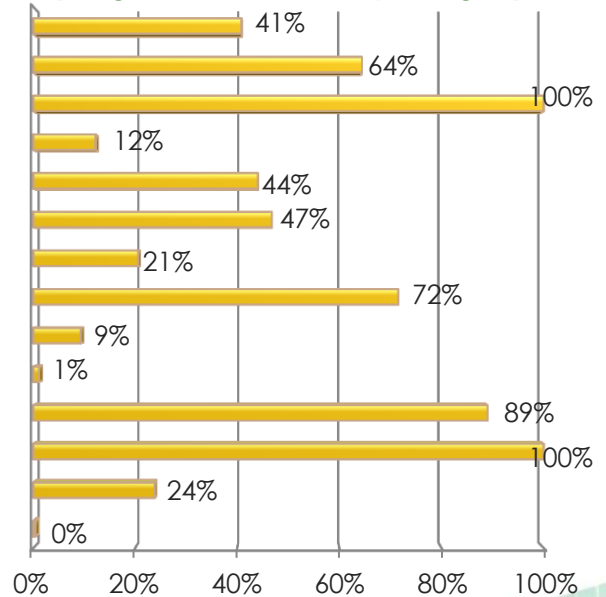


Figure 3:
Number of supported forest holders (% against 2007-2013 output targets)



*Data refer to the Member States for which information on the number of forest holders receiving support was available.

Measure 227 – Support for non-productive investments (forestry)

- ❖ During the first six years of implementation, more than 75 thousand forest holders have been supported at EU 27 level (see figure 2) through measure 227, accounting for 41% of the number of beneficiaries envisaged to receive support for the period 2007-2013 (see figure 3).
- ❖ By 2012, Germany had supported the highest number of forest holders among the MS. The almost 50 thousand beneficiaries supported account for 64% of the national output target defined for the whole programming period.
- ❖ In terms of implementation rate, the United Kingdom and Cyprus have exceeded their national output targets in terms of forest holders supported.
- ❖ Following Germany, the United Kingdom and Spain show the highest number of forest holders under supported measure 227.

Measure 227 – Total volume of investment from 2007 to 2012*

Figure 4:
Total volume of investment
(in thousand Euro)

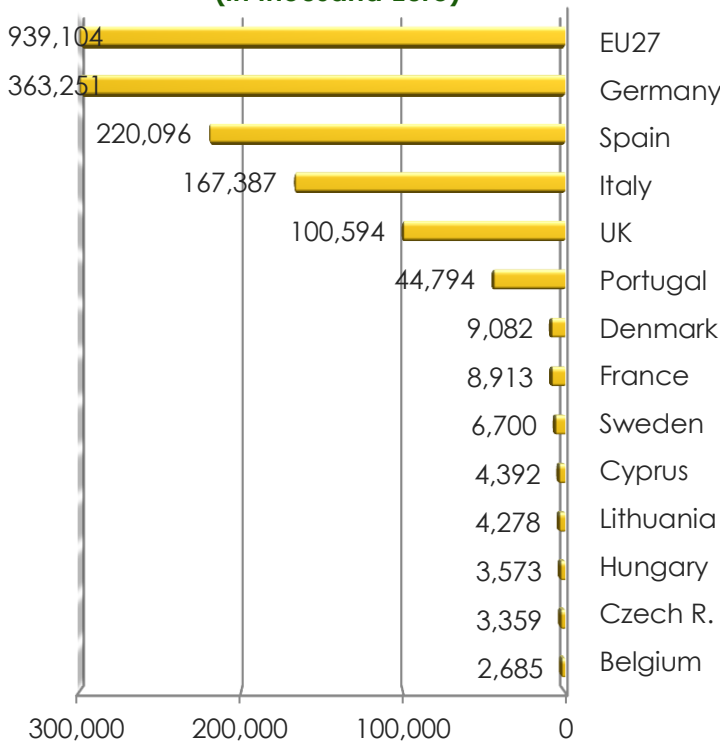
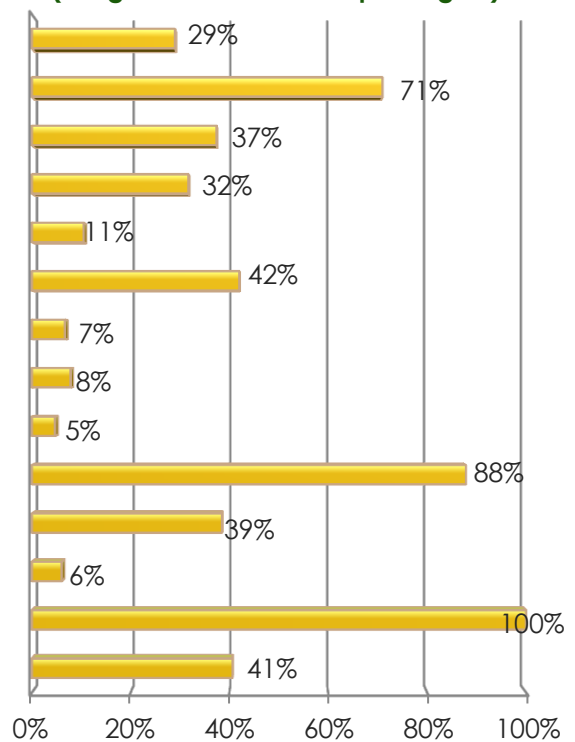


Figure 5:
Total volume of investment
(% against 2007-2013 output targets)



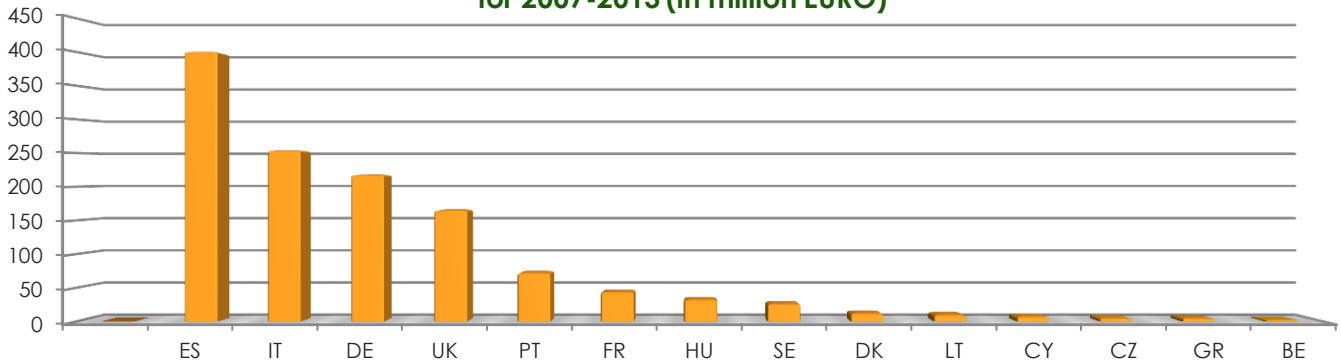
- ❖ At EU 27 level the total volume of investments under measure 227 amounts to almost €939 million (see figure 4).
- ❖ According to the progress showed, the total volume of investment in Germany is by far the highest among the EU MS (approximately €363 million). In terms of implementation rate, this figure accounts for 71% of Germany's 2007-2013 target. (see figure 5).
- ❖ With a total amount of €3.4 million, the Czech Republic showed a significant progress rate (by 2012 achieved 100% of the target total volume of investments for the whole programming period).
- ❖ Cyprus (€4.4 million of investments) follows with 88% of the envisaged total investments by 2012.

*Data refer to the Member States for which information on the number of forest holders receiving support was available.

Measure 227 – Support for non-productive investments (forestry)

Key facts and figures

Figure 6: Programmed total public expenditure on measure 227 per MS for 2007-2013 (in million EURO)



- ✓ Measure 227 is programmed in 70 out of the 88 Rural Development Programmes (RDPs) across the EU 27.
- ✓ Overall, Spain shows also the highest RDP budget (programmed total public expenditure) allocated to the measure for the whole programming period (€401 million).
- ✓ Among the new Member States, the highest total public expenditure for the current programming period has been programmed in Hungary and Lithuania (€33 million and €10 million respectively).
- ✓ The Member States which have allocated the largest shares of their Axis 2 – Improving the environment and the countryside through land management – budget to measure 227 are Spain and Cyprus (7.2% and 6% respectively).

Measure 227 project example: Restoration of Juniperus Thurifera Forests within Natura 2000 Sites in the Valencia Region

A rare forestry habitat was restored with the help of this EAFRD project in Valencia region in Spain. The region gave priority to the conservation of natural habitats and wild fauna and flora. Juniper tree afforestation was carried out in woodland affected by forest fires with poor regeneration potential, with plantlets produced in nurseries in rural areas. The goal was to improve the conservation status of Juniperus Thurifera forests by means of simple management practices: abandoned marginal lands formerly cultivated were tilled to remove plant competition and to improve soil structure. Tilling was combined with moderate nutrient input to encourage leaf production in juniper trees affected by the decline. Additionally, a restoration protocol for these rare habitats was established, enhancing the conservation of the biodiversity heritage in the region and made the rural areas more attractive for tourism activities.

The total cost of the project was €495,198, out of which €259,347 was EAFRD contribution.

Link: http://enrd.ec.europa.eu/policy-in-action/rdp_view/en/view_projects_en.cfm?action=detail&backfuse=jsview&postcard_id=1342

Source of the data:

1) Programmed expenditures 2007-2013: RDP budget allocation following Health Check revision (December 2013); 2) Expenditures 2007-2013: DG AGRI; 3) Output indicators: monitoring tables submitted by Managing Authorities along with the 2008, 2009, 2010, 2011, 2012 and 2013 Annual Progress Reports. Data referring to programming years 2007 to 2012. Only commitments made from year 2007 onwards are considered; 4) Output targets 2007-2013: DG AGRI

For further detailed information on financial / physical and output indicators data please refer to the dedicated ENRD website section on Monitoring Indicators.