

Measure 225 – Forest-environment payments

Basic Information:

Measure 225 – Forest-environment payments

Programmed total public expenditure, 2007-2013 (EU 27): €237 million (of which €134 million EAFRD contribution).

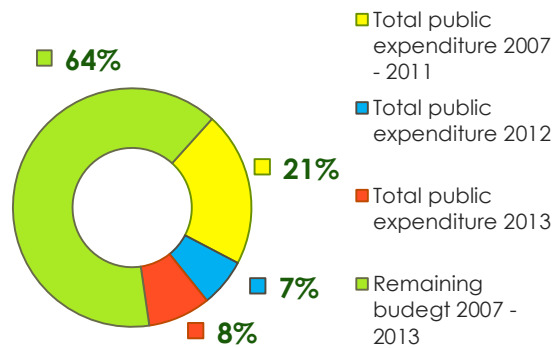
Actual total public expenditure, 2007 to 2013 (EU 27): €86 million or 36% of the programmed expenditure for 2007-2013. (Figure 1 shows the financial implementation up to 2013, whereas the output data presented below are up to 2012).

Definition of output indicators of the measure:

- 1) "Number of forest holdings receiving support" - refers to the number of supported land managers who make on a voluntary basis forest-environmental commitments (restoring the ecological / environmental condition of the forest land), which go beyond the relevant mandatory requirements.
- 2) "Forest area under forest-environment support" – refers to the size of the respective supported forest area.
- 3) "Physical area under forest-environment support" – refers to the supported forest area without double counting of the area in which more than one forest-environmental scheme is applied.
- 4) "Number of contracts" – refers to the number of forest-environmental commitments, which go beyond the relevant mandatory requirements, and which are implemented for a period between five and seven years.



Figure 1:
Measure 225 total public expenditure from 2007 to 2013 and remaining budget (EU 27)



Measure 225 – Number of forest holdings receiving support from 2007 to 2012*

Figure 2: Number of forest holdings receiving support

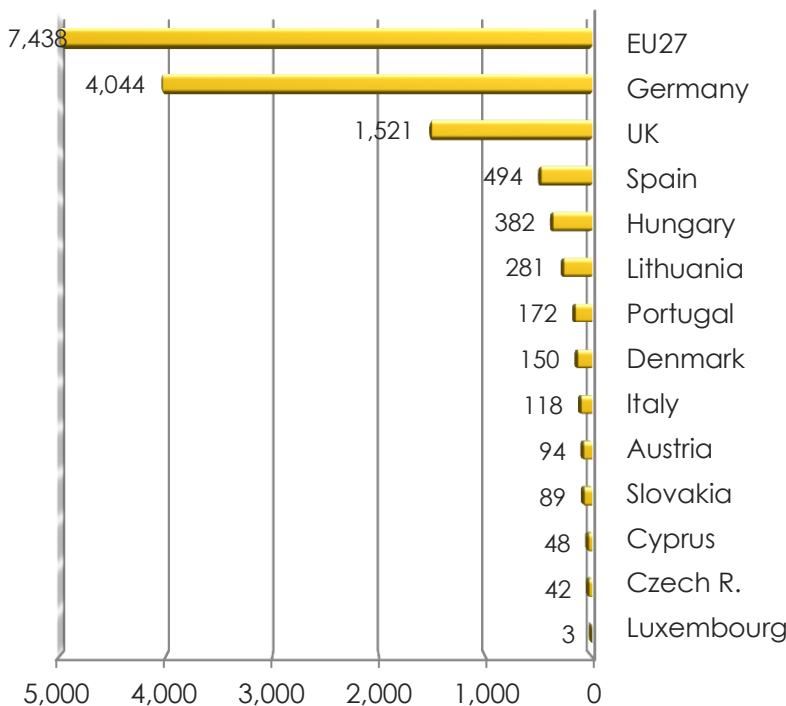
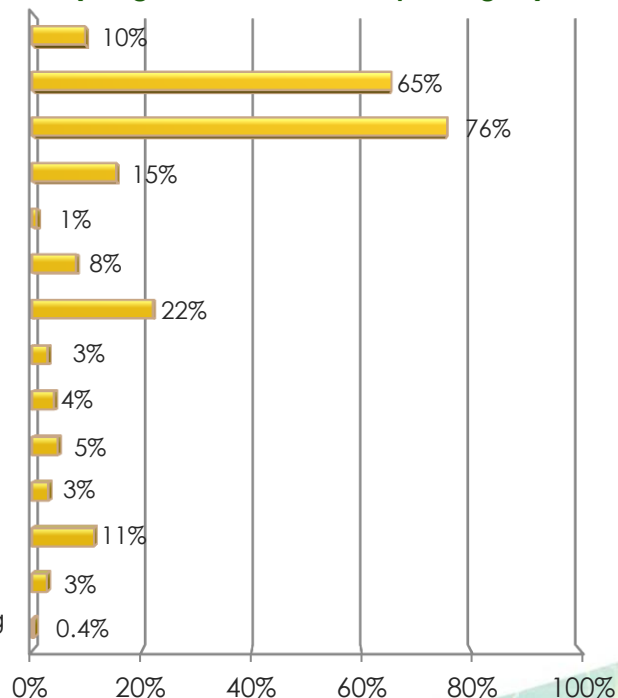


Figure 3: Number of forest holdings receiving support (% against 2007-2013 output targets)



*Data refer to the Member States for which information on the number of forest holding receiving support was available.

Measure 225 – Forest-environment payments

- ❖ During the six years of implementation, 7,438 forest holdings received aid at EU 27 level (see figure 2) under measure 225. This number accounts for almost 10% of the number of forest holdings envisaged to receive aid for the period 2007-2013 across the EU (see figure 3).
- ❖ By 2012, Germany had supported the highest number of forest holdings among the MS (4,044 forest holdings) accounting for 65% of the national target number for the whole programming period.
- ❖ The United Kingdom followed in terms of number of beneficiaries supported (1,521 forest holdings) showing an implementation rate of 76% against the target level set for 2007-2013.
- ❖ Portugal and Spain are next in line, having supported 22% and 15% respectively of their envisaged targets of beneficiaries for the period 2007-2013.

Measure 225 – Forest area under forest-environment support from 2007 to 2012*

Figure 4:

Forest area under forest-environment support (in hectares)

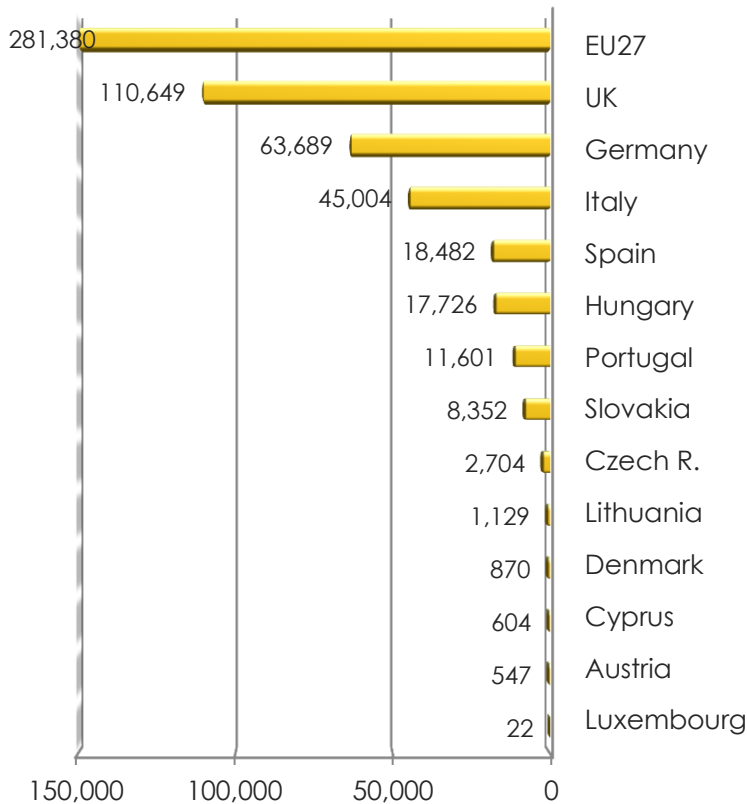
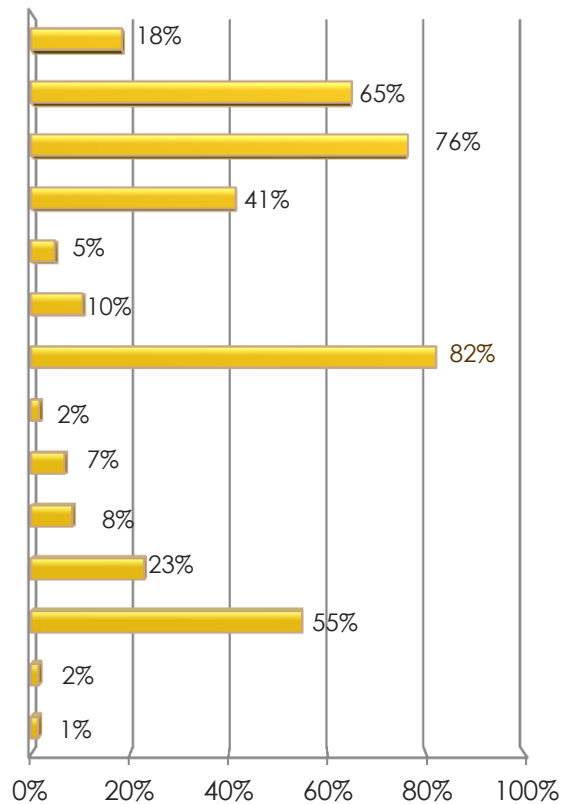


Figure 5: Forest area under forest-environment support (% against 2007-2013 output targets)



- ❖ At EU 27 level around 281 thousand hectares of forest land have received support from measure 225 (see figure 4). This accounts for 18% of EU 27 envisaged target for the current programming period.
- ❖ In the United Kingdom, the total amount of supported forest area is almost 111 thousand hectares. In terms of implementation rate, this covers almost 65% of the target level of supported forest land envisaged for 2007-2013 (see figure 5).
- ❖ In terms of hectares of forest land supported, Germany follows having supported almost 64 thousand hectares, or 76% of the national target area.

*Data refer to the Member States for which information on supported hectares of forest land was available.

Measure 225 – Forest-environment payments

Measure 225 – Physical area under forest-environment support from 2007 to 2012*

Figure 6: Physical area receiving support (in hectares)

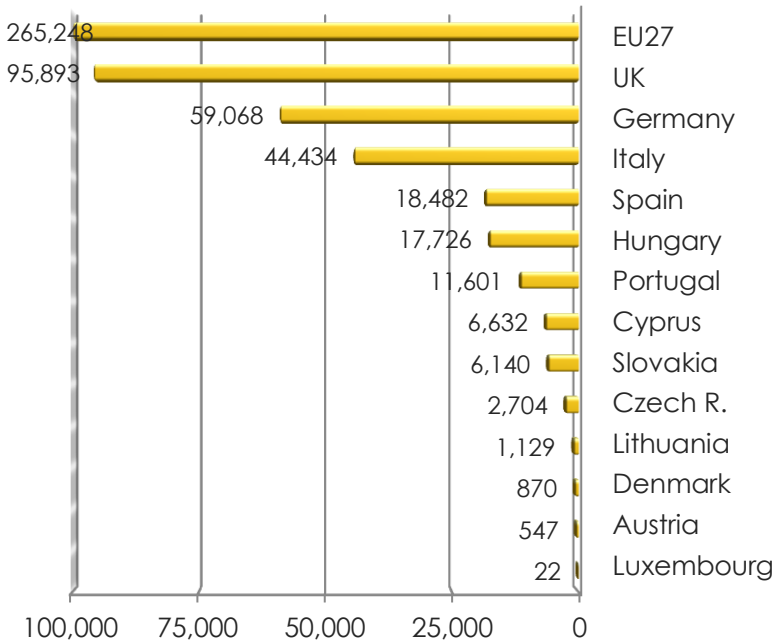
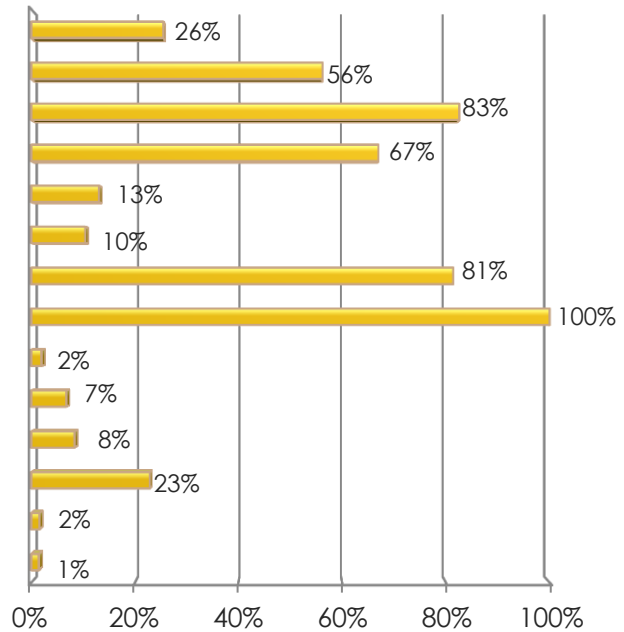


Figure 7: Physical area receiving support (% against 2007-2013 output targets)



Measure 225 – Number of forest-environment contracts from 2007 to 2012*

Figure 8: Number of contracts

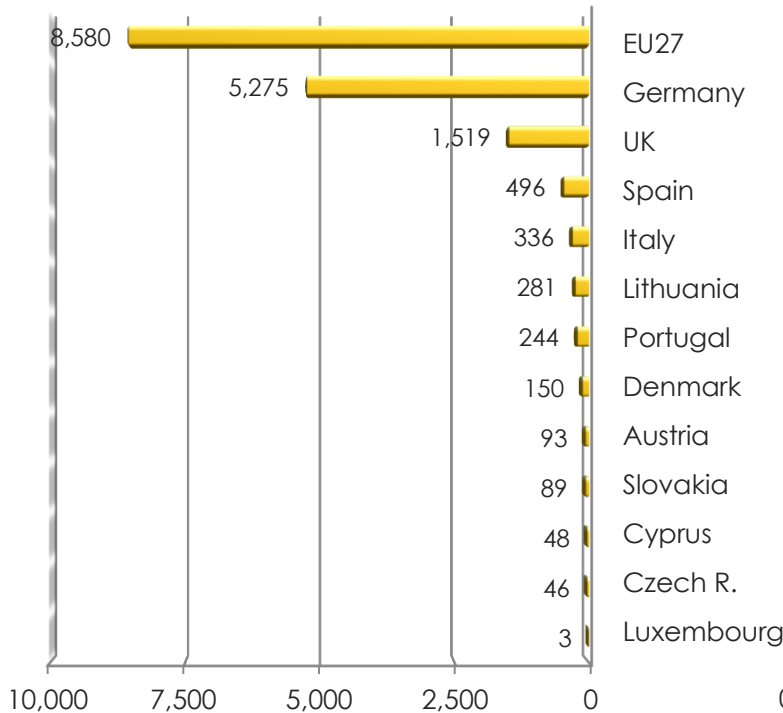
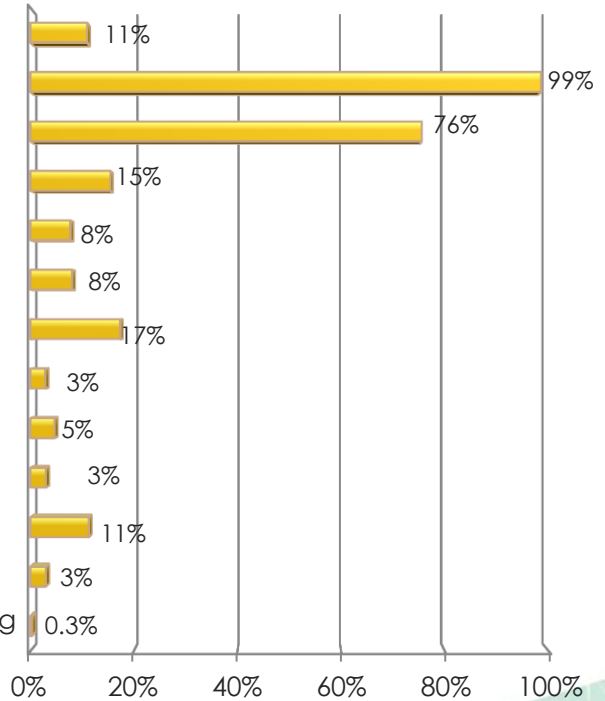


Figure 9: Number of contracts (% against 2007-2013 output targets)



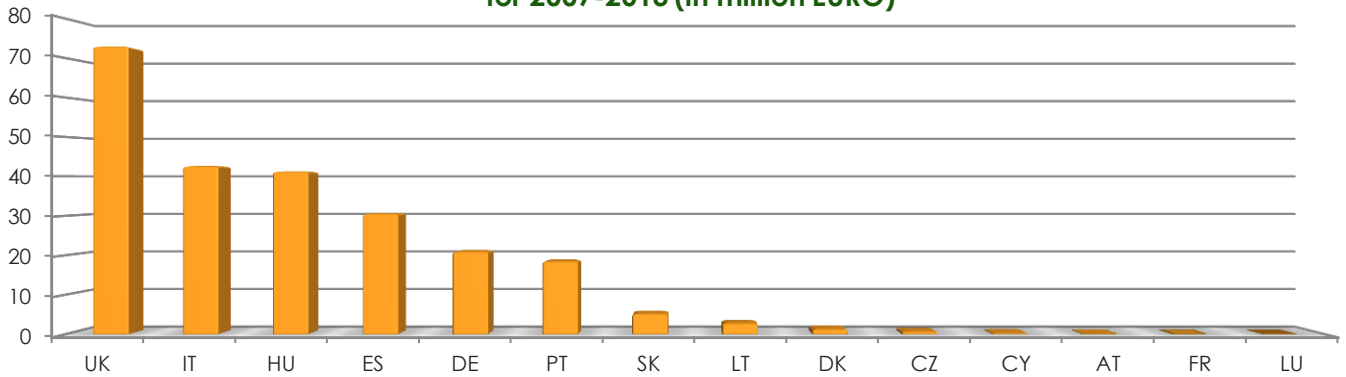
*Data refer to the Member States for which information on hectares of physical area and number of forest-environment contracts was available.

Measure 225 – Forest-environment payments

- ❖ The United Kingdom has the largest area supported under the measure 225 (about 96,000 Ha and 56% of the declared 2007-2013 target).
- ❖ Germany follows in terms of physical area supported (around 59,000 hectares, representing 83% of the target output).
- ❖ Germany is also the Member States where most of the forest-environment contracts have been concluded (5,275 contracts signed by 2012).

Key facts and figures

Figure 10: Programmed total public expenditure on measure 224 per MS for 2007-2013 (in million EURO)



- ✓ Measure 225 is programmed in 28 out of the 88 Rural Development Programmes (RDPs) across the EU 27.
- ✓ The UK has allocated the largest RDP budget (programmed total public expenditure) to measure 225 (almost €73.1 million – see figure 10).
- ✓ The Member States which have allocated the highest shares of their Axis 2 – Improving the environment and the countryside through land management – budget to measure 225 are Hungary and the UK (2.4% and 1.2% respectively).

Measure 225 project example: Restoring native woodland and improving public access in the Ayr Gorge Woodland Wildlife Reserve, UK Scotland

A nationally important upland oak habitat on an ancient woodland in Scotland was restored with the EAFRD support for forest-environment payments. An environmental NGO was interested in the management of the canopy to secure natural regeneration of the well-structured native oak woodland and to provide safe, robust and well signed footpaths for visitors. Project activities included: felling non-native trees, their saplings and any hazardous trees, small-scale thinning of naturally regenerating oak, and spraying to control unwanted plants. Grassy areas and paths for visitors were restored.

The total cost of the project was €60,926, with € 8,771 EAFRD contribution.

Link: http://enrd.ec.europa.eu/policy-in-action/rdp_view/en/view_projects_en.cfm?action=detail&backfuse=jsview&postcard_id=8960

Source of the data:

1) Programmed expenditures 2007-2013: RDP budget allocation following Health Check revision (December 2013); 2) Expenditures 2007-2013: DG AGRI; 3) Output indicators: monitoring tables submitted by Managing Authorities along with the 2008, 2009, 2010, 2011, 2012 and 2013 Annual Progress Reports. Data referring to programming years 2007 to 2012. Only commitments made from year 2007 onwards are considered; 4) Output targets 2007-2013: DG AGRI

For further detailed information on financial / physical and output indicators data please refer to the dedicated ENRD website section on Monitoring Indicators.