

# Measure 216 – Support for non-productive investments

## Basic Information:

**Measure 216** – Support for non-productive investments

**Programmed total public expenditure, 2007-2013 (EU 27):** €900 million (of which €544.2 million EAFRD contribution).

**Actual total public expenditure, 2007 to 2013 (EU 27):** €589 million or 66% of the programmed expenditure for 2007-2013. (Figure 1 shows the financial implementation up to 2013, whereas the output data presented below are up to 2012).

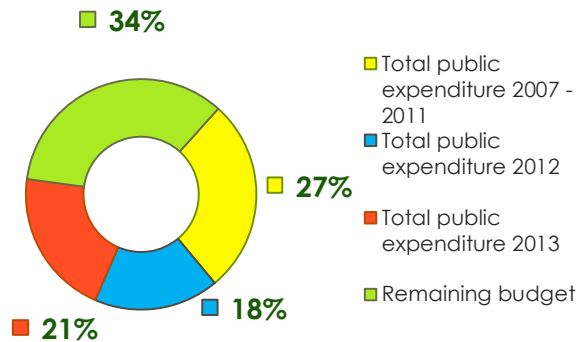
### Definition of output indicators of the measure:

1) "Number of farm holdings and holdings of other land managers receiving support" - refers to number of supported farmers and other land managers who make on-farm agri-environmental, non-productive investments / investments which enhance the public amenity value of high nature value areas (e.g. NATURA 2000 areas).

2) "Total volume of investment" – refers to the total amount (= the sum of all public and private expenditure) of all the tangible and / or intangible investments made by farmers and other land managers receiving support for making on-farm agri-environmental, non-productive investments / investments which enhance the public amenity value of high nature value areas (e.g. NATURA 2000 areas).

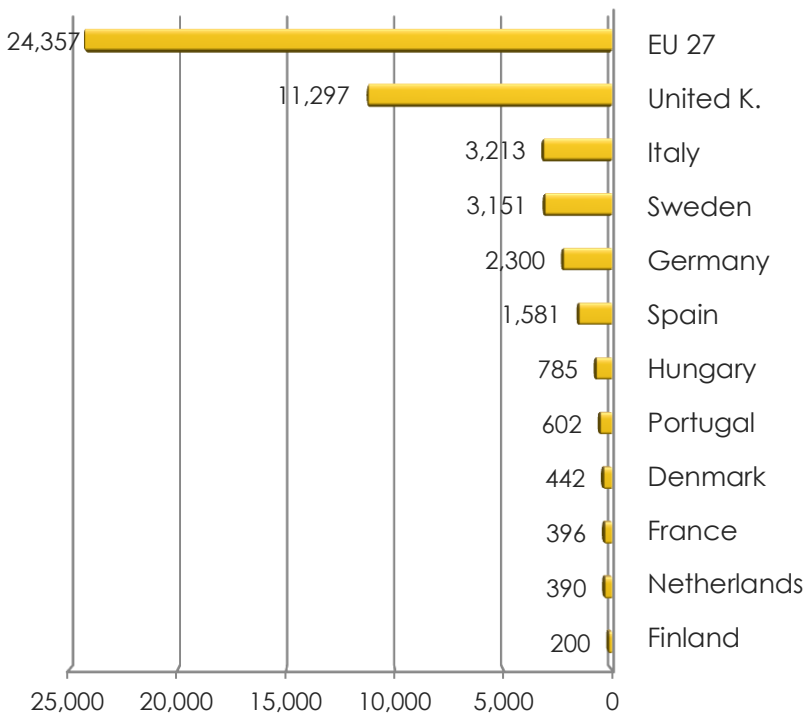


**Figure 1:**  
Measure 216 total public expenditure from 2007 to 2013 and remaining budget (EU 27)

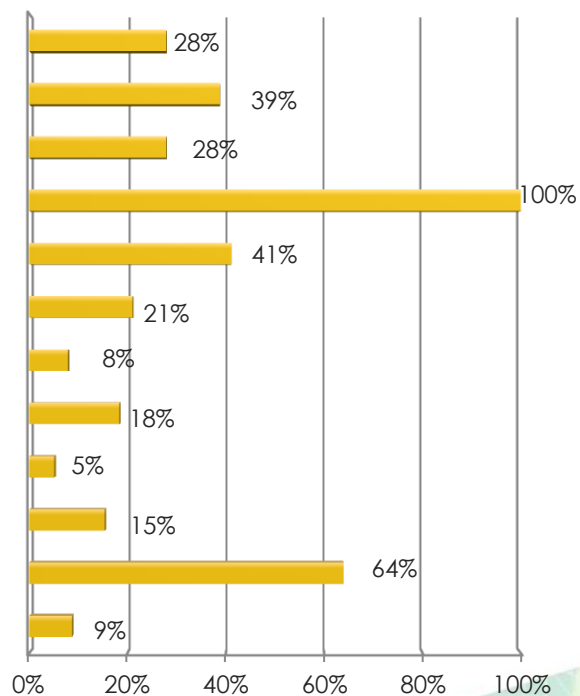


## Measure 216 – Number of holdings receiving support from 2007 to 2012\*

**Figure 2: Number of holdings receiving support**



**Figure 3: Number of holdings receiving support (% against 2007-2013 output targets)**



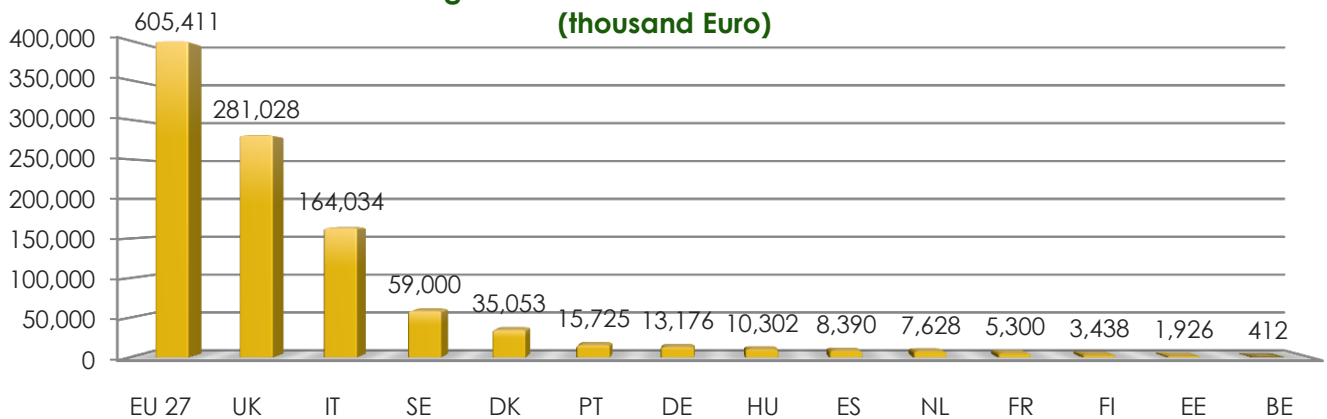
\*Data refer to the Member States for which information on the number of holdings receiving support was available.

## Measure 216 – Support for non-productive investments

- ❖ During the first six years of implementation, almost 24.4 thousand farm holdings and holdings of other land managers have been supported across EU through measure 216 (see figure 2). This number accounts for almost 28% of the number of holdings envisaged to receive support for the period 2007-2013 (see figure 3).
- ❖ By 2012, the United Kingdom had supported the highest number of holdings among the MS (more than 11.3 thousand holdings) accounting for 39% of the national declared target for the whole programming period.
- ❖ In terms of implementation rate, by 2012 Sweden had already supported all of its national 2007-2013 target. The Netherlands follows with almost 64% of its target number of holdings.

### Measure 216 – Total volume of investment from 2007 to 2012\*

**Figure 4: Total volume of investment (thousand Euro)**



- ❖ At EU 27 level the total volume of investment realized under measure 216 amounts to more than €605 million (see figure 4).
- ❖ In the United Kingdom alone, the total volume of investment generated by the holdings supported by measure 216 amounts to approximately €281 million.
- ❖ In Italy, the total volume of investment generated by the holdings supported by measure 216 amounts to approximately €164 million.

### Measure 216 project example: Restoration of dry-stone wall landscape features in Estonia's Matsalu National Park, Estonia

Estonia's Matsalu National Park is a valuable natural heritage asset and the authorities are interested in restoring its landscape features for future generations to enjoy. They planned an EAFRD supported project focused on repairing dry-stone walls as traditional socio-cultural landscape features of the Park. It is to be added the ecological value of the stone walls as they offer valuable habitats for amphibians, reptiles, small mammals and birds.

The project's activities consisted in restoration works. As the conservation of these historically important landscape features requires special technical skills a contract was awarded to a specialist to re-construct the 220 meters of dry-stone walls to their original condition. So maintaining traditional rural skills was added to the project benefits, besides improving the Park's overall attractiveness as a rural tourism destination for the local economy.

The total cost of the project was €5,900, out of which €4,720 was EAFRD contribution.

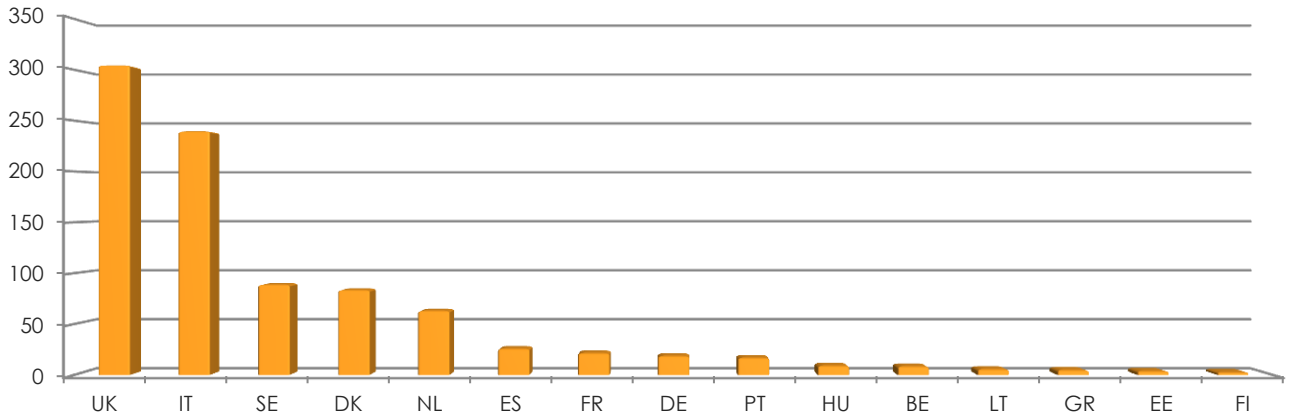
Link: [http://enrd.ec.europa.eu/policy-in-action/rdp\\_view/en/view\\_projects\\_en.cfm?action=detail&backfuse=jsview&postcard\\_id=8520](http://enrd.ec.europa.eu/policy-in-action/rdp_view/en/view_projects_en.cfm?action=detail&backfuse=jsview&postcard_id=8520)

\*Data refer to the Member States for which information on total volume of investment was available.

# Measure 216 – Support for non-productive investments

## Key facts and figures

**Figure 6: Programmed total public expenditure on measure 216 per MS for 2007-2013 (in million EURO)**



- ✓ Measure 216 is programmed in 52 out of the 88 Rural Development Programmes (RDPs) across the EU 27.
- ✓ Overall, the United Kingdom has allocated the largest RDP budget (programmed total public expenditure) to measure 216 - Support for non-productive investments (agriculture) - accounting for almost €305 million (see figure 6).
- ✓ The Member States which have allocated the largest shares of their Axis 2 – Improving the environment and the countryside through land management – budget to measure 216 are the Netherlands and Denmark (18% and 17% respectively).

**Source of the data:**

- 1) Programmed expenditures 2007-2013: RDP budget allocation following Health Check revision (December 2013)
- 2) Expenditures 2007-2013: DG AGRI
- 3) Output indicators: monitoring tables submitted by Managing Authorities along with the 2008, 2009, 2010, 2011, 2012 and 2013 Annual Progress Reports. Data referring to programming years 2007 to 2012. Only commitments made from year 2007 onwards are considered.
- 4) Output targets 2007-2013: DG AGRI

For further detailed information on financial / physical and output indicators data please refer to the dedicated ENRD website section on Monitoring Indicators.



<http://enrd.ec.europa.eu>