

# Measure 215 – Animal welfare payments

## Basic Information:

**Measure 215** – Animal welfare payments

**Programmed total public expenditure, 2007-2013 (EU 27):** €1.5 billion (of which €885 million EAFRD contribution).

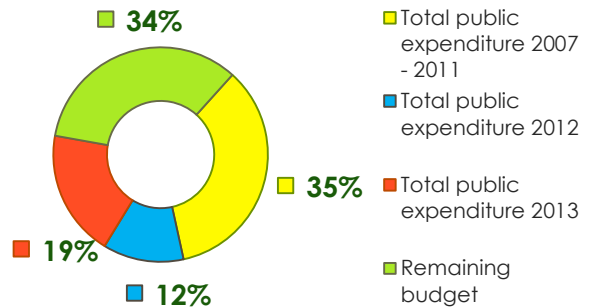
**Actual total public expenditure, 2007 to 2013 (EU 27):** €986 million or 66% of the programmed expenditure for 2007-2013. (Figure 1 shows the financial implementation up to 2013, whereas the output data presented below are up to 2012).

### Definition of output indicators of the measure:

- 1) "Number of farm holdings receiving support" - refers to the number of supported farmers who make on a voluntary basis animal welfare commitments which go beyond the relevant mandatory EU/national standards.
- 2) "Number of animal welfare contracts" - refers to the number of animal welfare commitments which go beyond the relevant mandatory EU/national standards.



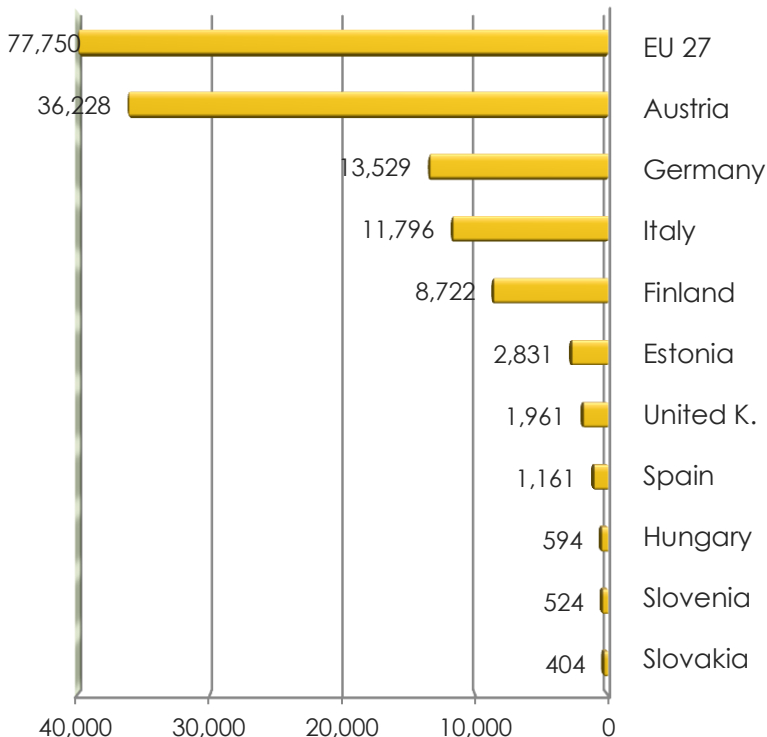
**Figure 1:**  
Measure 215 total public expenditure from 2007 to 2013 and remaining budget (EU 27)



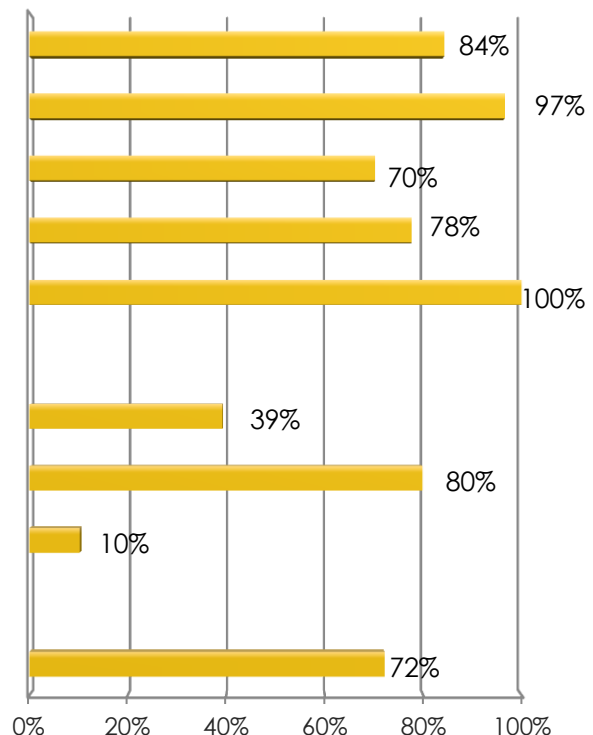
## Measure 215 – Number of farm holdings receiving support from 2007 to 2012\*

**Figure 2:**

### Number of farm holdings receiving support



**Figure 3: Number of farm holdings receiving support (% against 2007-2013 output targets)**



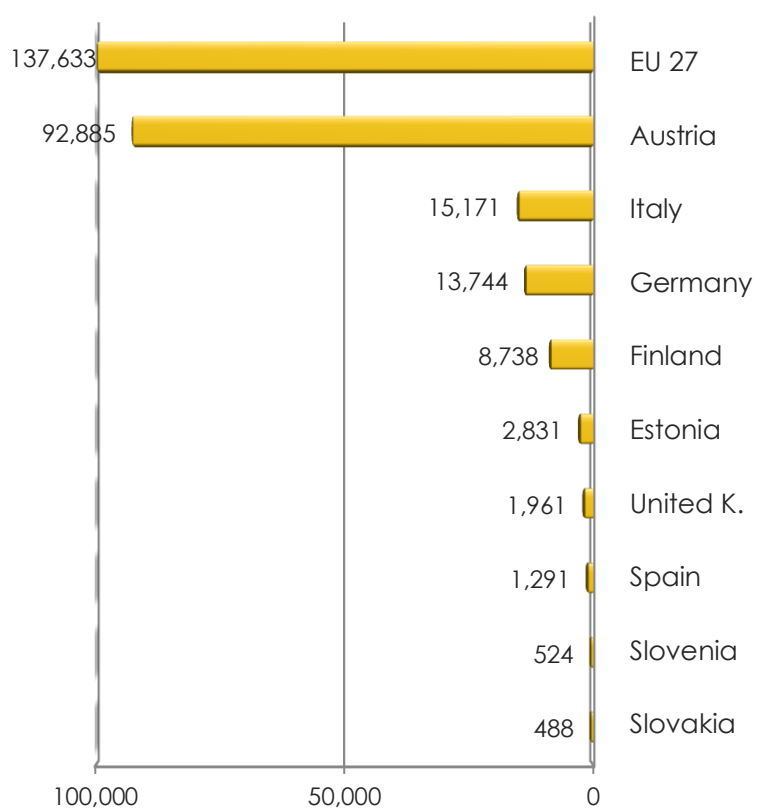
\*Data refer to the Member States for which information on the number of farm holdings receiving support was available.

# Measure 215 – Animal welfare payments

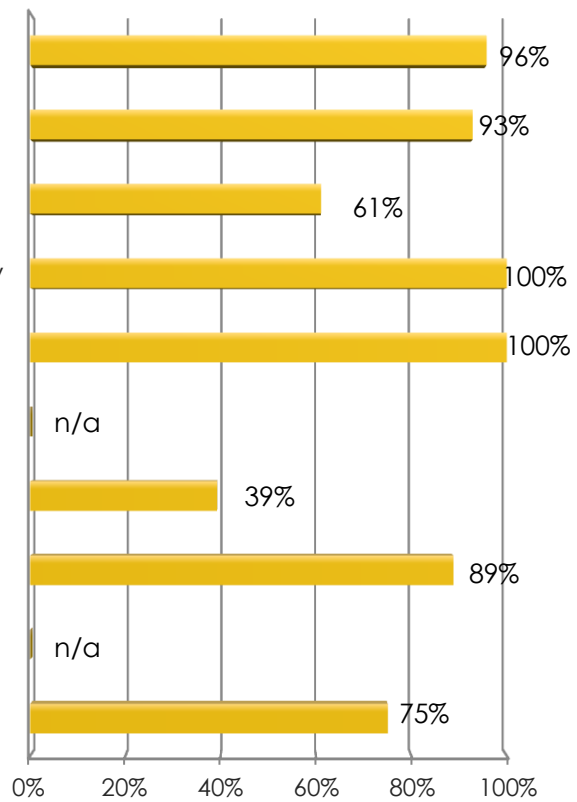
- ❖ During the first six years of implementation, almost 78,000 farm holdings have been supported across EU under measure 215 (see figure 2). This number accounts for 84% of the number of farm holdings envisaged to receive support for the period 2007-2013 at EU27 level (see figure 3).
- ❖ By 2012, Austria had supported the largest number of farm holdings among the MS (more than 36,000 farm holdings ) reaching 97% of the targets at national level for farm holdings to be supported in the current programming period.
- ❖ Finland and Austria are the most advanced MS in terms of implementation rate having supported close to 100% of target level of farm holdings for 2007-2013.
- ❖ Spain and Italy have also supported farm holdings under measure 215, amounting to more than 77% of their targets.

## Measure 215 – Number of animal welfare contracts from 2007 to 2012\*

**Figure 4:**  
Number of animal welfare contracts



**Figure 5:** Number of animal welfare contracts (% against 2007-2013 output targets)



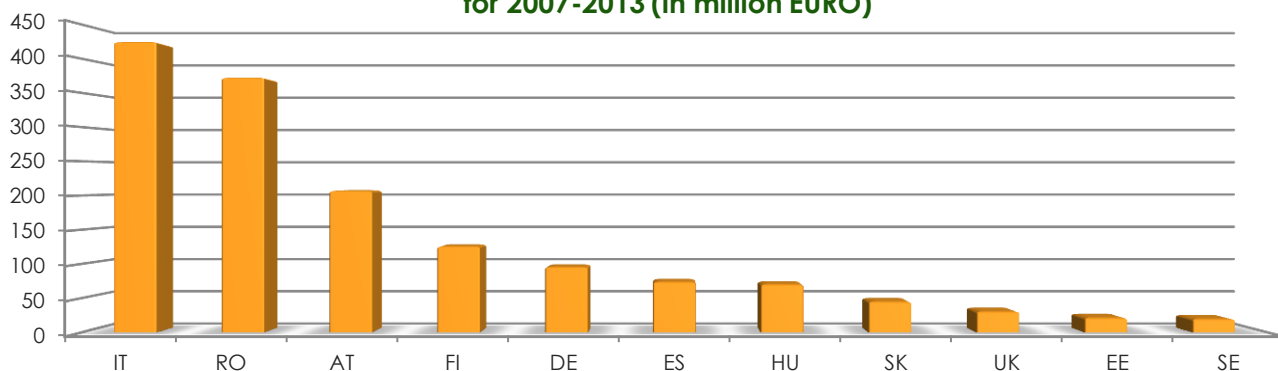
\*Data refer to the Member States for which information on the number of animal welfare contracts was available.

- ❖ At EU 27 level, the number of animal welfare contracts concluded under measure 215 amounts to almost 138,000 (see figure 4).
- ❖ In Austria approximately 92,900 contracts have been signed. This accounts for 93% of the national target number of contracts envisaged for the period 2007-2013 (see figure 5).
- ❖ Germany and Finland are showing an implementation rate over 100% against the 2007-2013 national targets.

# Measure 215 – Animal welfare payments

## Key facts and figures

**Figure 6: Programmed total public expenditure on measure 215 per MS for 2007-2013 (in million EURO)**



- ✓ Measure 215 is programmed in 31 out of the 88 Rural Development Programmes (RDPs) across the EU 27.
- ✓ Overall, Italy has allocated the highest RDP budget (programmed total public expenditure) to the measure (€425 million – see figure 6).
- ✓ Among the new Member States, Romania, Hungary and Slovakia have programmed measure 215 allocating a budget of €373 million, €71 million and €45 million respectively.
- ✓ The Member States which have allocated the largest shares of their Axis 2 – Improving the environment and the countryside through land management – budget to measure 215 are Romania and Estonia (13.4% and 6.6% respectively).

### Measure 215 project example: Better animal welfare - better farm performance

An Estonian dairy farmer Vello Brett perfectly understood the benefits of keeping his animals on pasture from spring to autumn, strengthening their health and wellbeing. EAFRD payments for animal welfare purposes has enabled him to herd-proof the fences on his holding and securing the grazing fields and paddocks for his dairy herd. Compared to being in a stable all year, the herd is healthier, easier to manage and more profitable. The project supported the purchase of fencing material (permanent and electric type) and the construction of the fences. Daily labour input was considerably reduced compared to all-year-round housing (reduced amount of silage and cleaning the stables), milk production has increased, fertility has risen and consequently, farm management costs lowered.

The total cost of the project was €10,125, out of which €8,100 was EAFRD contribution, and €2,025 was national contribution.

Link: [http://enrd.ec.europa.eu/policy-in-action/rdp\\_view/en/view\\_projects\\_en.cfm?action=detail&backfuse=jsview&postcard\\_id=7300](http://enrd.ec.europa.eu/policy-in-action/rdp_view/en/view_projects_en.cfm?action=detail&backfuse=jsview&postcard_id=7300)

#### Source of the data:

1) Programmed expenditures 2007-2013: RDP budget allocation following Health Check revision (December 2013); 2) Expenditures 2007-2013: DG AGRI; 3) Output indicators: monitoring tables submitted by Managing Authorities along with the 2008, 2009, 2010, 2011, 2012 and 2013 Annual Progress Reports. Data referring to programming years 2007 to 2012. Only commitments made from year 2007 onwards are considered; 4) Output targets 2007-2013: DG AGRI

For further detailed information on financial / physical and output indicators data please refer to the dedicated ENRD website section on Monitoring Indicators.