

Measure 214 - Agri-environment payments

Basic Information:

Measure 214 – Agri-environment payments

Programmed total public expenditure, 2007-2013 (EU 27): €37.5 billion (of which €22.9 billion EAFRD contribution).

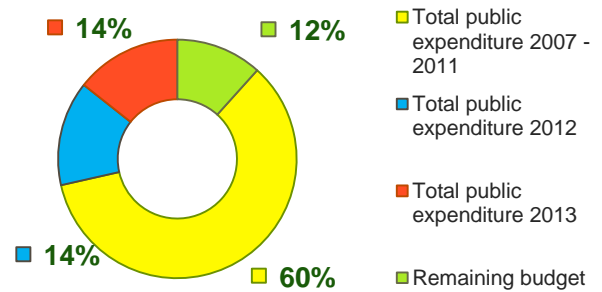
Actual total public expenditure, 2007 to 2013 (EU 27): €33.2 billion or 88% of the programmed expenditure for 2007-2013. (Figure 1 shows the financial implementation up to 2013, whereas the output data presented below are up to 2012).

Definition of output indicators of the measure:

- 1) "Number of farm holdings and holdings of other land managers receiving support" – refers to the number of supported farmers and other land managers who make on a voluntary basis agri-environmental commitments, which go beyond the relevant mandatory EU / national standards.
- 2) "Physical area under agri-environment support" – refers to the supported utilised agricultural area (without double counting of the area in which more than one agri-environmental scheme is applied).



Figure 1:
Measure 214 total public expenditure from 2007 to 2013 and remaining budget (EU 27)



Measure 214 – Area under agri-environment support from 2007 to 2012

Figure 2:
Area* under agri-environment management (in thousand hectares)

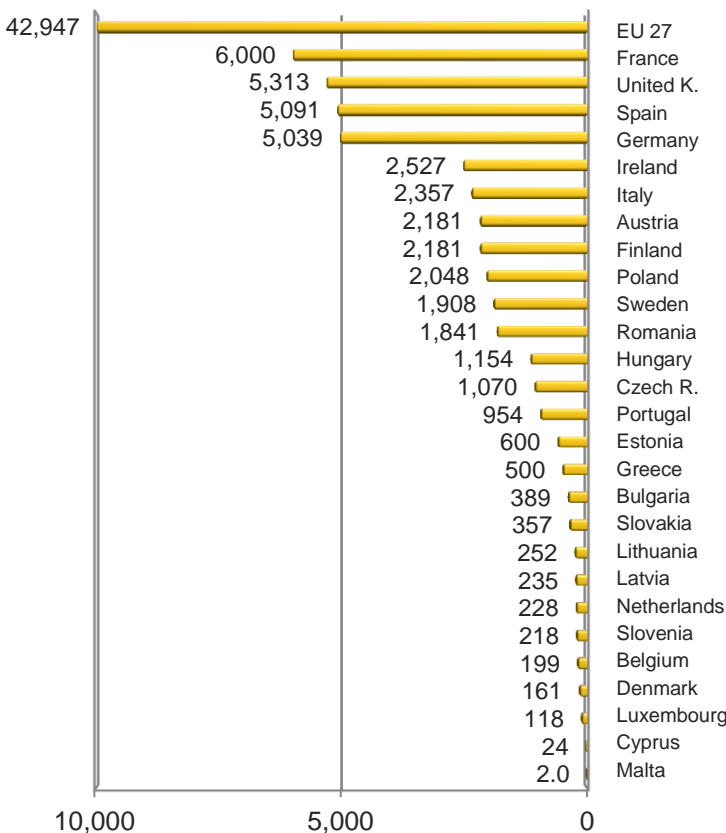
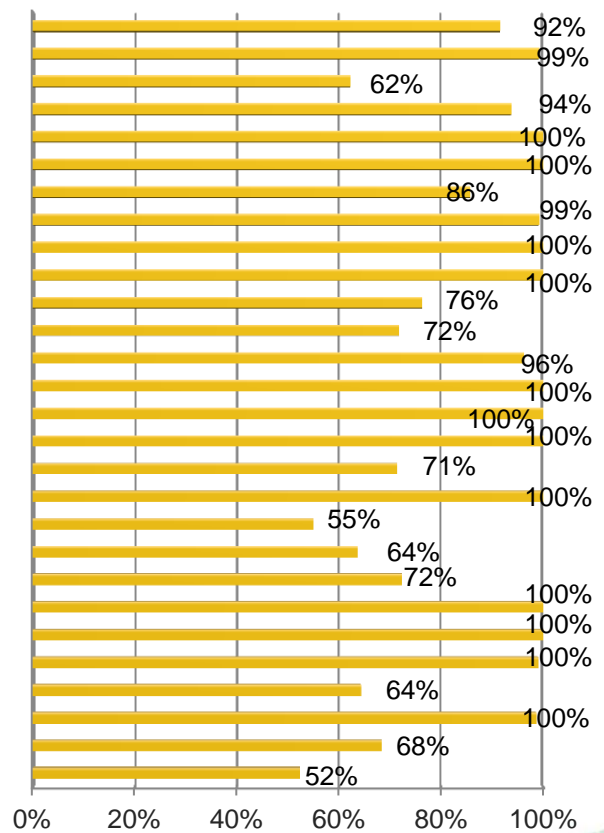


Figure 3: Area under agri-environment management (% against 2007-2013 output targets)



* incl. commitments made under the previous programming period 2000-2006 still running in 2012 and new commitments, there is a slight risk of double counting.

Measure 214 - Agri-environment payments

- ❖ During the first six years of implementation, almost 43 million hectares have been supported across the EU 27 under agri-environment management promoted by measure 214 (see figure 2). This number accounts for nearly 92% of the envisaged target area for the period 2007-2013 (see figure 3).
- ❖ By 2012, France and the United Kingdom showed the largest area under agri-environment management with almost 6 and 5.3 million hectares respectively. In terms of implementation rate, this areas account for 62% (United Kingdom) and 99% (France) of the declared national targets for the current programming period.
- ❖ Overall, the implementation rate across the EU27 is well advanced with 17 out of the 27 MS having supported 90-100% of their 2007-2013 targeted areas and only 2 MS having supported less than 60% of their targeted areas.

**targets have been updated based on latest RDP modifications, it resulted to a decrease

Measure 214 – Share of utilized agricultural area under agri-environmental schemes

Figure 4:

Utilised agricultural area (UAA) in 2007 (in thousand ha)

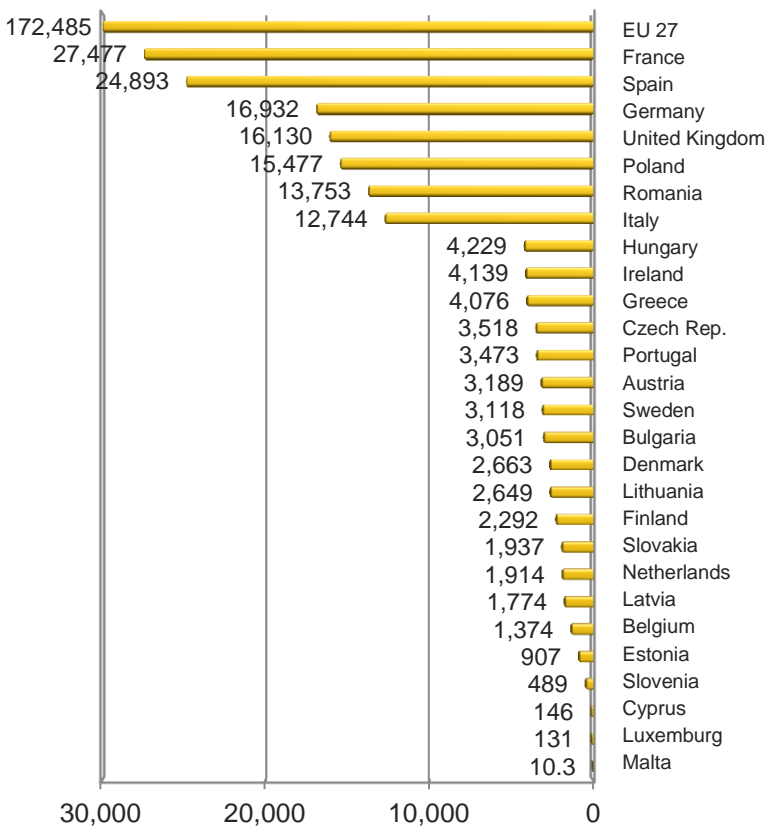
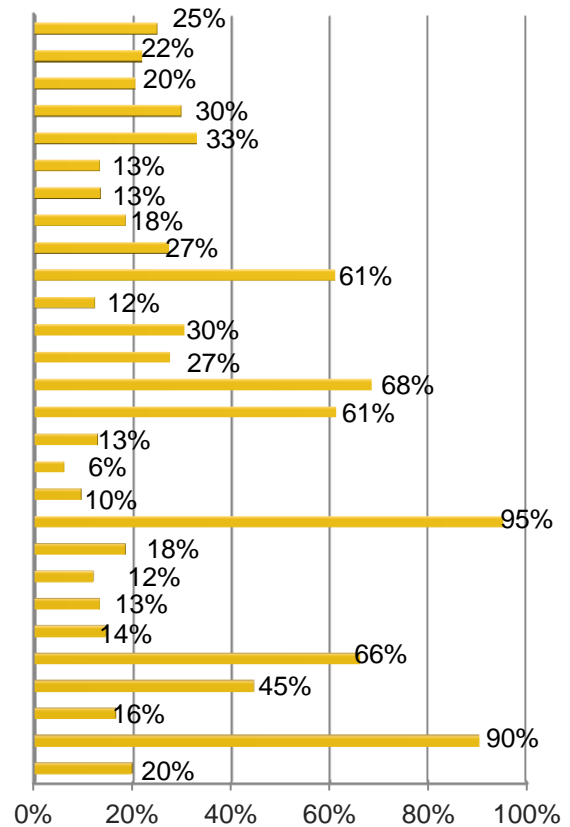


Figure 5: Share of UAA under agri-environment management

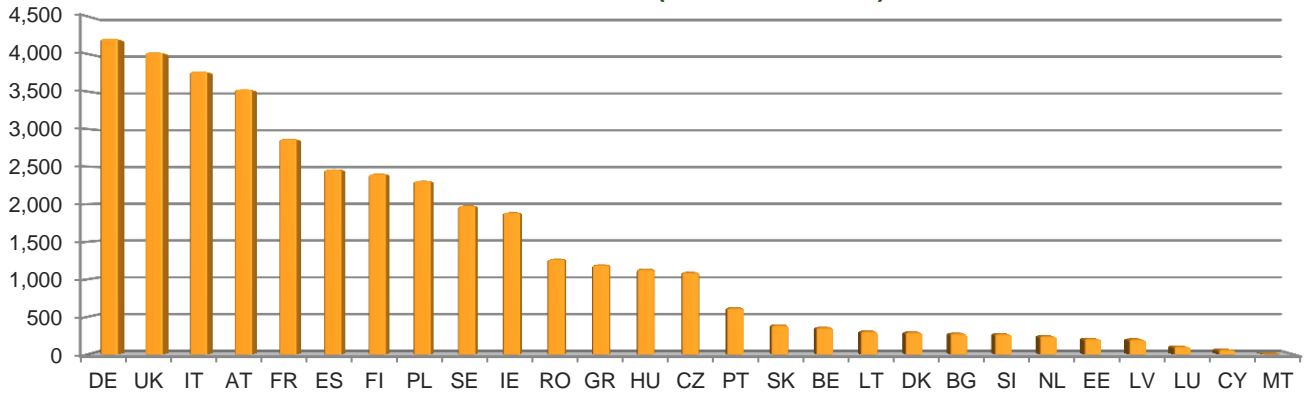


- ❖ At the EU 27 level the share of utilised agricultural area receiving support under measure 214 amounts to almost 25% (see figure 4).
- ❖ In Finland, the utilised agricultural area amounts to approximately 2.3 million hectares of which 95% receives agri-environmental payments.
- ❖ In Ireland, Austria, Sweden, Luxemburg and Estonia more than 60% of their utilised agricultural area has been included under the agri-environmental scheme.

Measure 214 - Agri-environment payments

Key facts and figures

Figure 6: Programmed total public expenditure on measure 214 per MS for 2007-2013 (in million EURO)



- ✓ Being a compulsory measure, measure 214 is programmed in all the 88 Rural Development Programmes (RDPs) across the EU 27.
- ✓ Germany has allocated the largest budget to Measure 214 with a programmed total public expenditure of €4.2 billion in all 14 German RDPs (see figure 6).
- ✓ The Member States which have allocated the largest shares of their Axis 2 – improving the environment and the countryside through land management – budget to measure 214 are Belgium, Sweden, the Netherlands and the United Kingdom (79.4%, 73.3%, 70.7% and 68.4% respectively).

Measure 214 project example:

The National Collection of Olive Trees - Preserving Varieties for the Future, Portugal

In Portugal, a vital resource for ensuring the long term future of olive production was seen in the National Collection of Olive Tree varieties. Its further improvement for the preservation, conservation and valorisation, of inter-varietal and intra-varietal diversity of autochthonous olive trees was the main aim of the project under EAFRD. The main activities consisted in: harvesting and conservation of plant material, their primary characterization, the establishment of the National Reference the Olive Collection “in vivo”, obtaining the varietal and Health Certification, and distribution of the results among producers.

The project helped preserving national genetic olive trees local resources and enhancing their value. Additionally, a database on how plant material may respond to the effects of climate change was developed.

The total cost of the project was €238,264, out of which €190,611 was EAFRD contribution.

Link: http://enrd.ec.europa.eu/policy-in-action/rdp_view/en/view_projects_en.cfm?action=detail&backfuse=jsview&postcard_id=4140

Source of the data:

1) Programmed expenditures 2007-2013: RDP budget allocation following Health Check revision (December 2013); 2) Expenditures 2007-2013: DG AGRI; 3) Output indicators: monitoring tables submitted by Managing Authorities along with the 2008, 2009, 2010, 2011, 2012 and 2013 Annual Progress Reports. Data referring to programming years 2007 to 2012. Only commitments made from year 2007 onwards are considered; 4) Output targets 2007-2013: DG AGRI

For further detailed information on financial / physical and output indicators data please refer to the dedicated ENRD website section on Monitoring Indicators.