

# Measure 213 - Natura 2000 payments and payments linked to Directive 2000/60/EC

## Basic Information:

**Measure 213** – Natura 2000 payments and payments linked to Directive 2000/60/EC (Water Framework Directive)

**Programmed total public expenditure, 2007-2013 (EU 27):** €912.5 million (of which €583.2 million EAFRD contribution).

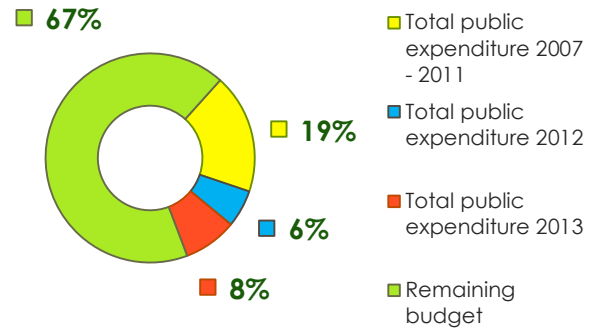
**Actual total public expenditure, 2007 to 2013 (EU 27):** €297.3 million or 33% of the programmed expenditure for 2007-2013. (Figure 1 shows the financial implementation up to 2013, whereas the output data presented below are up to 2012).

### Definition of output indicators of the measure:

- 1) "Number of supported holdings in Natura 2000 areas/under WFD" – refers to the number of supported holdings of farmers who incur costs and income foregone resulting from disadvantages in NATURA 2000 areas and other areas related to the implementation of the WFD.
- 2) "Supported agricultural land area under Natura 2000 / under WFD" – refers to the total supported UAA of supported farmers.

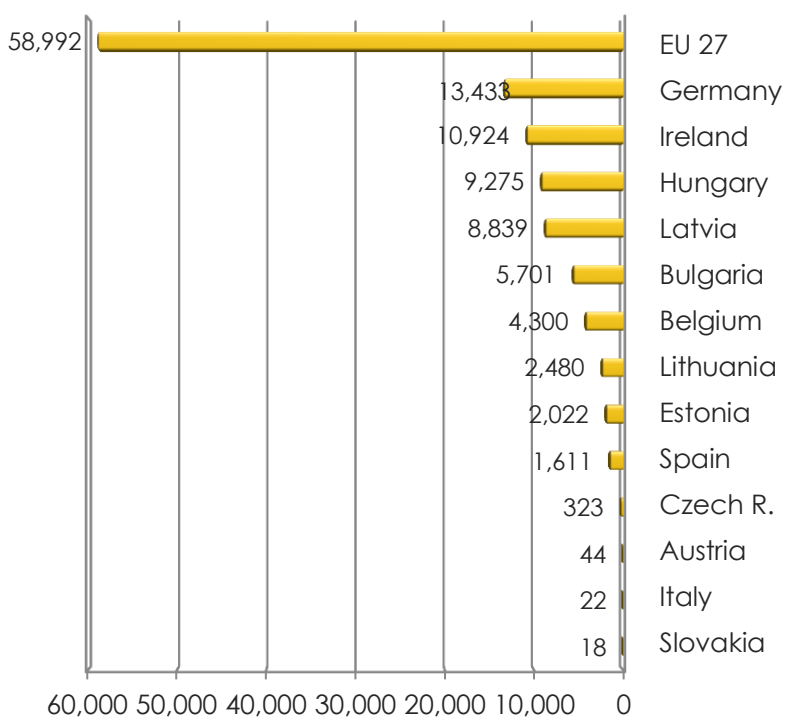


**Figure 1:**  
Measure 213 total public expenditure from 2007 to 2013 and remaining budget (EU 27)

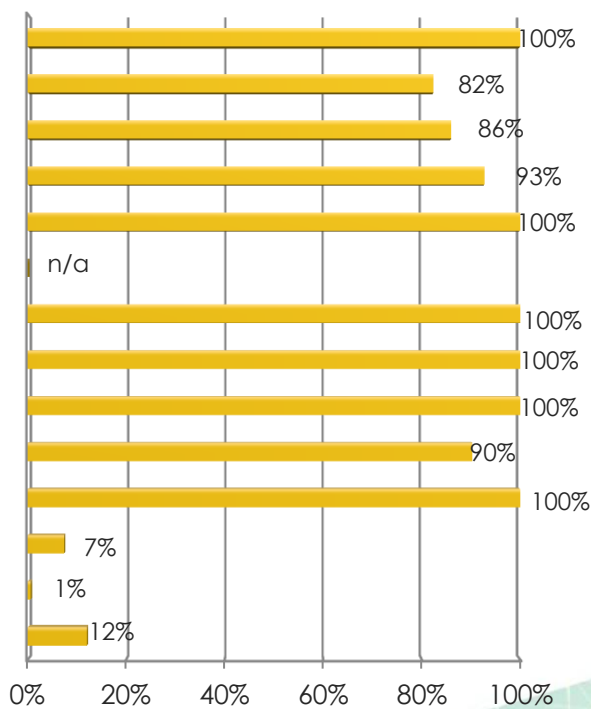


## Measure 213 – Number of supported farm holdings from 2007 to 2012\*

**Figure 2:**  
Number of supported holdings



**Figure 3:**  
Number of supported holdings (% against 2007-2013 output targets)



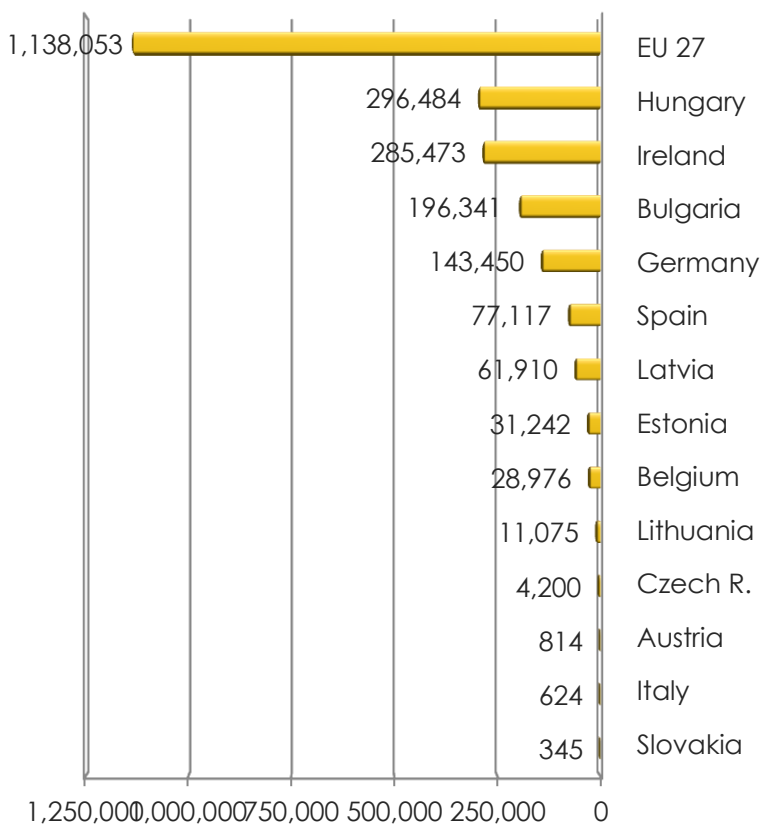
\*Data refer to the Member States for which information on the number of supported holdings was available.

## Measure 213 - Natura 2000 payments and payments linked to Directive 2000/60/EC

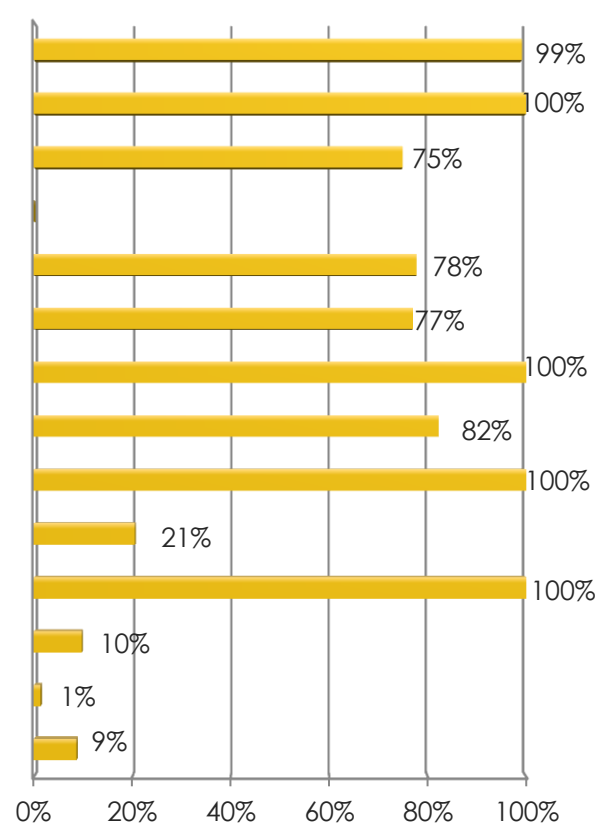
- ❖ During the first six years of implementation, almost 59,000 holdings have been supported at EU 27 level through measure 213 (see figure 2). This number accounts for all the number of enterprises envisaged to receive support for the period 2007-2013 across the EU (see figure 3).
- ❖ By 2012, Germany had supported the largest number of holdings among the MS (almost 13,500); in terms of implementation rate, this accounts for 82% of Germany's declared target for the whole programming period.
- ❖ Ireland and Hungary, provided support to approximately 10,900 and 9,300 holdings respectively, corresponding to 86% (Ireland) and 93% (Hungary) of their national target for the current programming period.

### Measure 213 – Supported agricultural area from 2007 to 2012\*

**Figure 4:**  
Supported agricultural area  
in hectares



**Figure 5:**  
Supported agricultural area  
(% against 2007-2013 output targets)



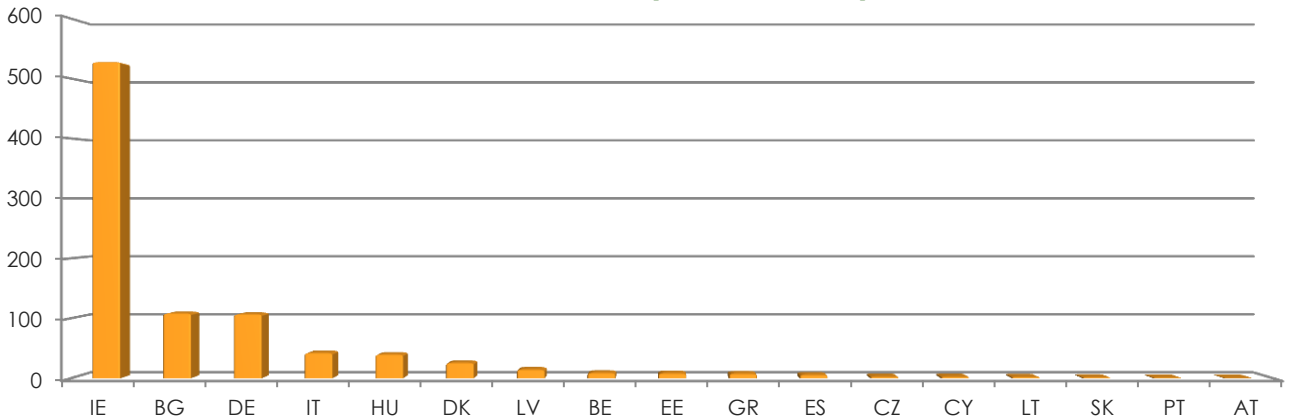
\*Data refer to the Member States for which information on the supported agricultural land area was available.

- ❖ At EU 27 level, the total supported agricultural land area under measure 213 amounts to almost 1,138,000 hectares (see figure 4).
- ❖ In Hungary the total agricultural land area supported amounts to approximately 297,000 hectares. This accounts for 100% of the national target of agricultural land area to be supported for the period 2007-2013 (see figure 5).
- ❖ Ireland and Bulgaria follow Hungary with approximately 286,000 and 196,000 hectares respectively.

# Measure 213 - Natura 2000 payments and payments linked to Directive 2000/60/EC

## Key facts and figures

**Figure 6: Programmed total public expenditure on measure 213 per MS for 2007-2013 (in million EURO)**



- ✓ Measure 213 is programmed by 33 out of the 88 Rural Development Programmes (RDPs) across the EU 27.
- ✓ Ireland has allocated to Measure 213 – Natura 2000 payments and payments linked to Directive 2000/60/EC- the largest RDP budget for the 2007-2013 period, amounting to €529 million (total public expenditure – see figure 6).
- ✓ The Member States which have allocated the largest shares of their Axis 2 – Improving the environment and the countryside through land management – budget to measure 213 are Bulgaria, Ireland and Denmark (14.9%, 14.8%, and 5.3% respectively).
- ✓ By 2012, in five Member States, namely Latvia, Belgium, Lithuania, Estonia and the Czech Republic, 100% of the national targets of “number of supported holdings” have been achieved.
- ✓ With regard to the output indicator “supported agricultural land area”, by 2012, four Member States (Hungary, Latvia, Belgium and the Czech Republic) had already supported 100% of their targeted agricultural land area for 2007-2013.

**Source of the data:**

- 1) Programmed expenditures 2007-2013: RDP budget allocation following Health Check revision (December 2013)
- 2) Expenditures 2007-2013: DG AGRI
- 3) Output indicators: monitoring tables submitted by Managing Authorities along with the 2008, 2009, 2010, 2011, 2012 and 2013 Annual Progress Reports. Data referring to programming years 2007 to 2012. Only commitments made from year 2007 onwards are considered.
- 4) Output targets 2007-2013: DG AGRI

For further detailed information on financial / physical and output indicators data please refer to the dedicated ENRD website section on Monitoring Indicators.



<http://enrd.ec.europa.eu>