

Measures 211 & 212 - Support to Less Favoured Areas

Basic Information:

LFA Measures – M211: Natural handicap payments to farmers in mountain areas and M212: Payments to farmers in areas with handicaps, other than mountain areas.

Programmed total public expenditure, 2007-2013 (EU 27): €24 billion (of which €14.2 billion EAFRD contribution).

Actual total public expenditure, 2007 to 2013 (EU 27): €23.2 billion or 97% of the programmed expenditure for 2007-2013. (Figure 1 shows the financial implementation up to 2013, whereas the output data presented below are up to 2012).

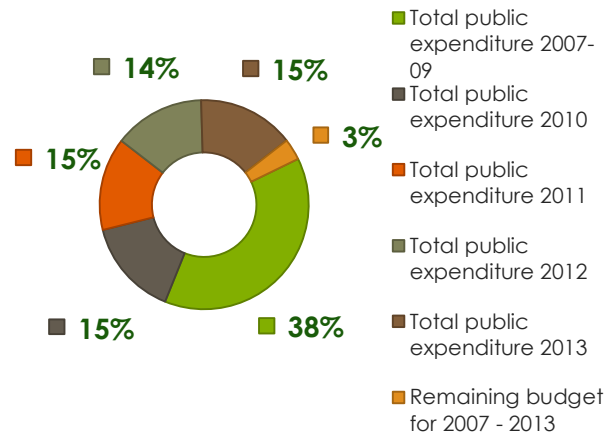
Definition of output indicators of the measures:

1) "Number of supported holdings" – refers to the number of supported holdings facing additional costs and income forgone related to the handicap of agricultural production in mountain areas (M211) or other than mountain areas (M212).

2) "Agricultural land supported" – refers to the total supported agricultural land, or utilised agricultural area supported in the case of other than mountain areas (M212), of farmers who face additional costs and income forgone related to the handicap of agricultural production in a mountain area (M211).

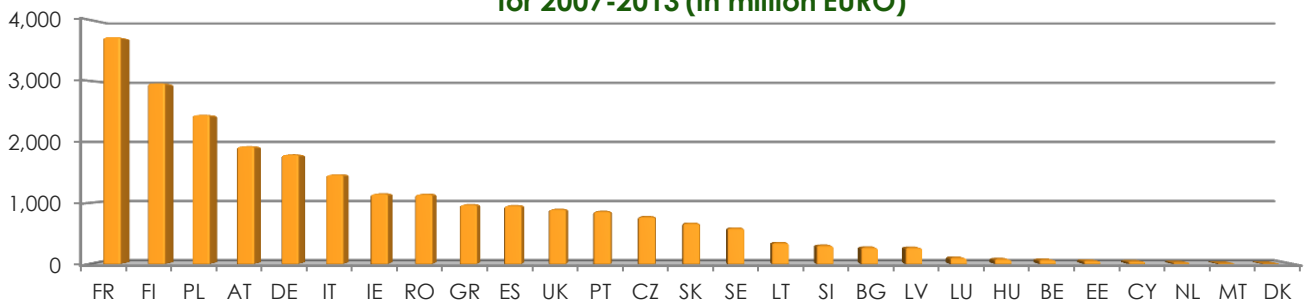


Figure 1:
LFA Measures total public expenditure from 2007 to 2013 and remaining budget (EU 27)



Key facts and figures

Figure 2: Programmed total public expenditure on LFAs per Member State for 2007-2013 (in million EURO)

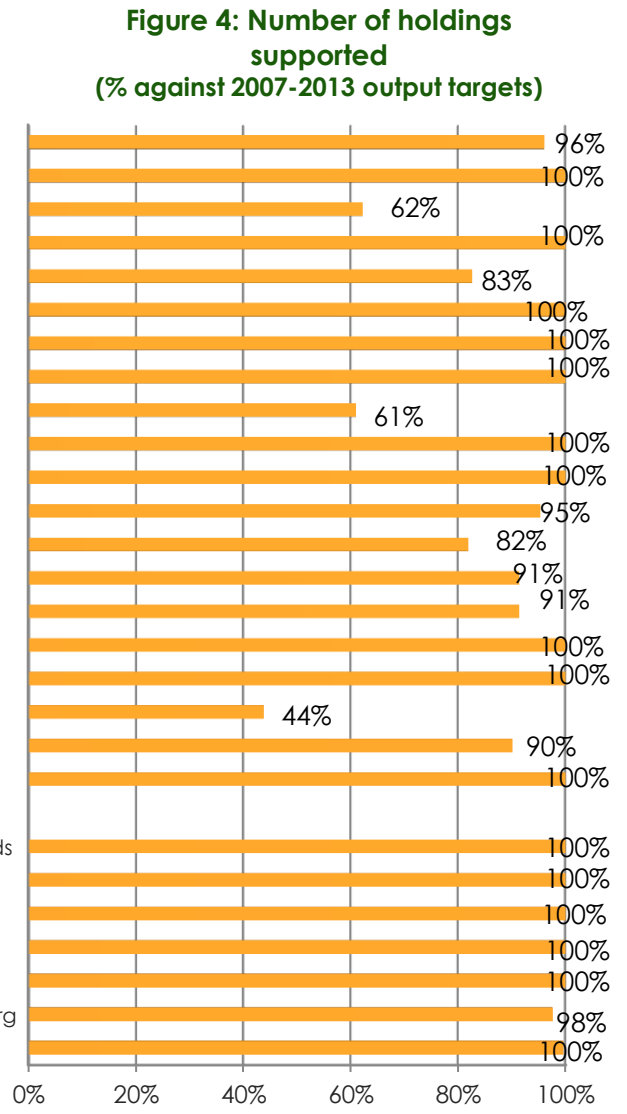
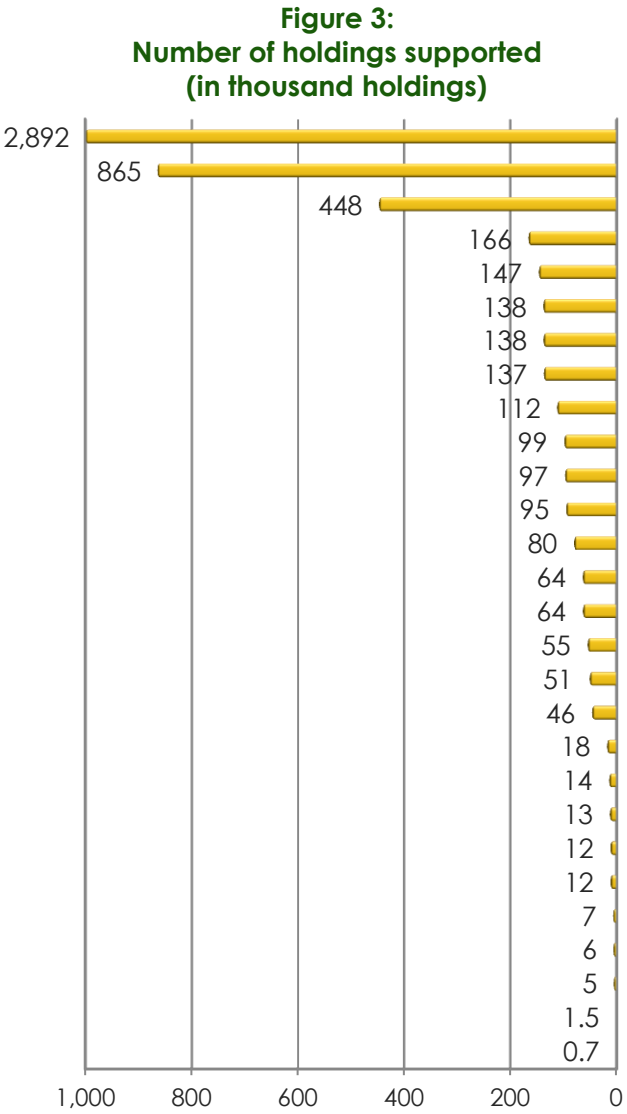


- ✓ Measure 211 supporting mountain LFAs have been programmed by 58 out of the 88 Rural Development Programmes (RDPs) across the EU 27 while measure 212 -supporting other than mountain LFAs- by 76.
- ✓ France have allocated the largest RDP budget to the LFA measures for the whole programming period; the total programmed public expenditure amounts to almost €3.7 billion.
- ✓ The largest RDP budget for LFA measures (only measure 212) has been allocated by Poland and for measure 211 by France accounting for approximately €2.4 billion and €3.1 billion respectively.
- ✓ France and Slovenia are the Member States which have allocated the largest shares of their Axis 2 – Improving the environment and the countryside through land management - funds to measure 211 (44% and 41%, respectively).
- ✓ At the EU level, the annual spending rate (% of the 2007-2013 programmed total public expenditure) for measure 211 and 212 together has showed a linear and steady path (see figure 1).

More information on the number of holdings and area receiving compensatory payments is available in the following sections.

Measures 211 & 212 - Support to Less Favoured Areas

Number of holdings supported from 2007 to 2012



- ❖ By 2012, almost 2.9 million holdings in LFA areas had received compensation support across the EU 27 (see figure 3). This number accounts for 96% of the number of holdings envisaged to receive support in the period 2007-2013 (see figure 4).
- ❖ Among the EU 27, Poland and Romania supported the highest numbers of individual holdings, almost 865,000 (Poland) and almost 448,000 (Romania) respectively.
- ❖ In terms of implementation rate against the 2007-2013 national targets, Poland has already reached the planned number of beneficiary holdings, while Romania has supported 62% of the target number.
- ❖ Overall, after the first six years of implementation, 16 Member States have already reached the threshold of 100% with respect to their declared 2007-2013 target.

Measures 211 & 212 - Support to Less Favoured Areas

Number of hectares receiving compensatory allowances from 2007 to 2012

Figure 5: Number of hectares receiving compensatory allowances (in thousand Ha)

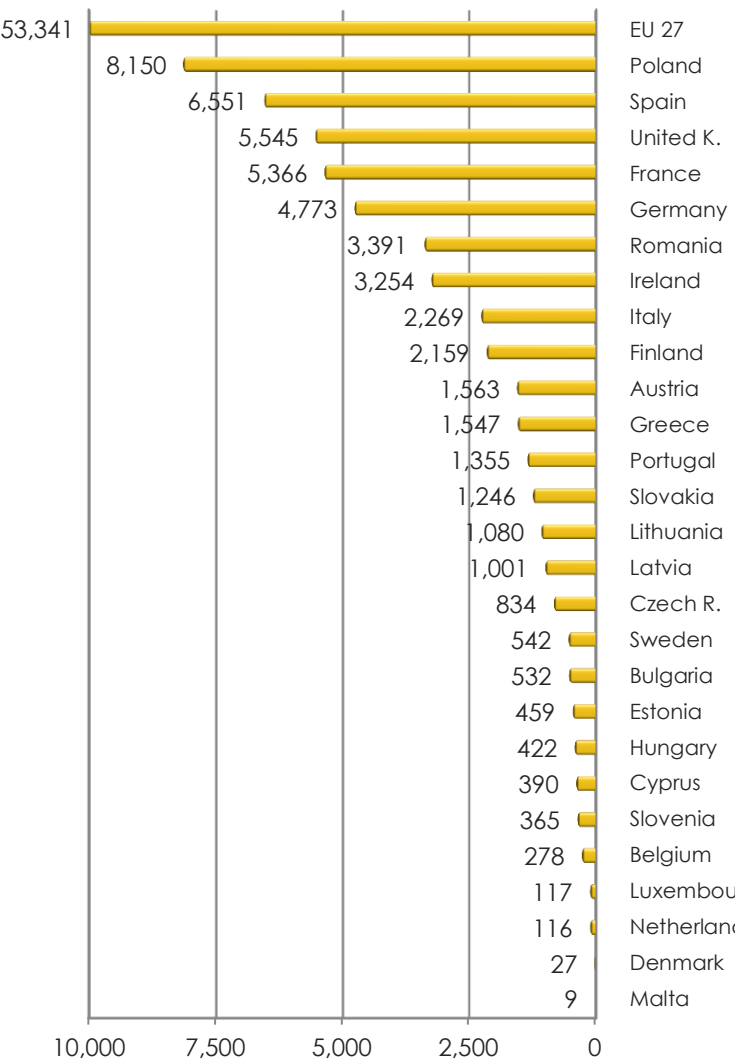
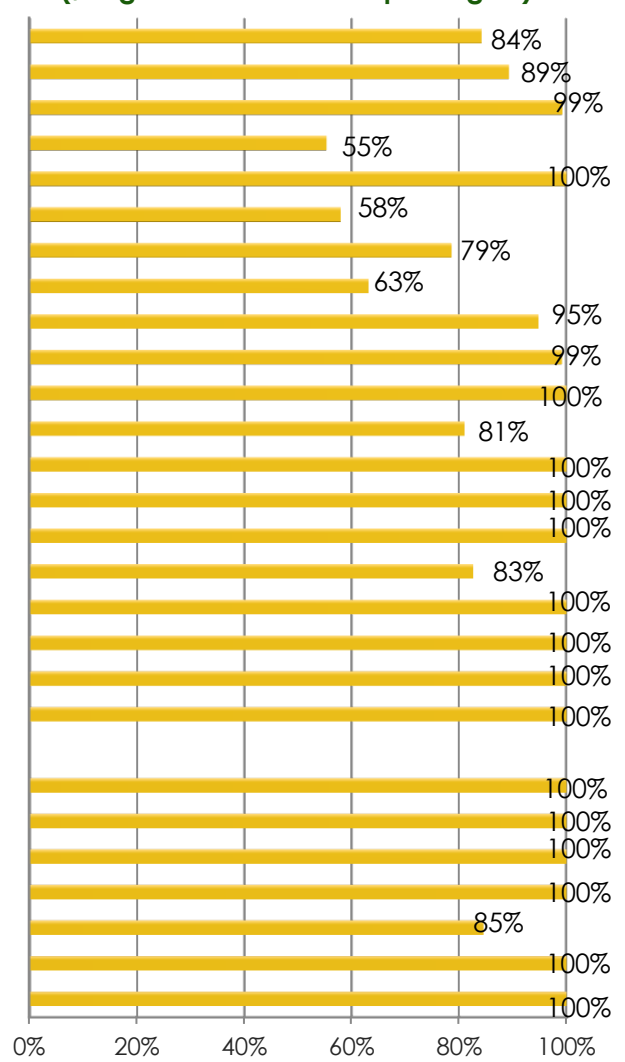


Figure 6: Number of hectares receiving compensatory allowances (Ha) (% against 2007-2013 output targets)



- ❖ By 2012, Poland is the Member State which had supported the largest area under the LFA measures across the EU 27, with almost 8.15 million hectares of agricultural land receiving support (see figure 5). These account for 89% of the national 2007-2013 target.
- ❖ Spain, the United Kingdom, France and Germany follow in terms of number of hectares, however their progress in terms of implementation rate against 2007-2013 targets varies between 55% for the United Kingdom to 100% for France (see figure 6).
- ❖ Overall, 15 Member States are supporting 100% of their targeted area under the LFA measures.

Source of the data: 1) Programmed expenditures 2007-2013: RDP budget allocation following Health Check revision (December 2013); 2) Expenditures 2007-2013: DG AGRI; 3) Output indicators: monitoring tables submitted by Managing Authorities along with the 2008, 2009, 2010, 2011, 2012 and 2013 Annual Progress Reports. Data referring to programming years 2007 to 2012. Only commitments made from year 2007 onwards are considered; and 4) Output targets 2007-2013: DG AGRI

For further detailed information on financial / physical and output indicators data please refer to the dedicated ENRD website section on Monitoring Indicators.