

Measure 132 – Participation of farmers in food quality schemes

Basic Information:

Measure 132 – Participation of farmers in food quality schemes

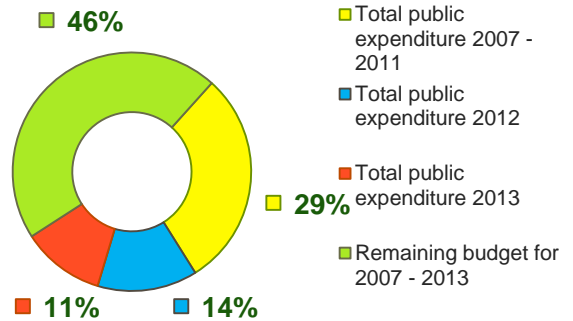
Programmed total public expenditure, 2007-2013 (EU 27): €222.4 million (of which €131 million EAFRD contribution).

Actual total public expenditure, 2007 to 2013 (EU 27): €120.6 million or 54% of the programmed expenditure for 2007-2013. (Figure 1 shows the financial implementation up to 2013, whereas the output data presented below are up to 2012).

Definition of output indicators of the measure: "Number of supported farm holdings participating in a quality scheme" – refers to the number of farmers participating in one of the Community food quality schemes, or in a quality scheme recognized by the Member State.



Figure 1:
Measure 132 total public expenditure from 2007 to 2013 and remaining budget (EU 27)



Measure 132 – Number of supported farm holdings from 2007 to 2012*

Figure 2:
Number of supported farm holdings

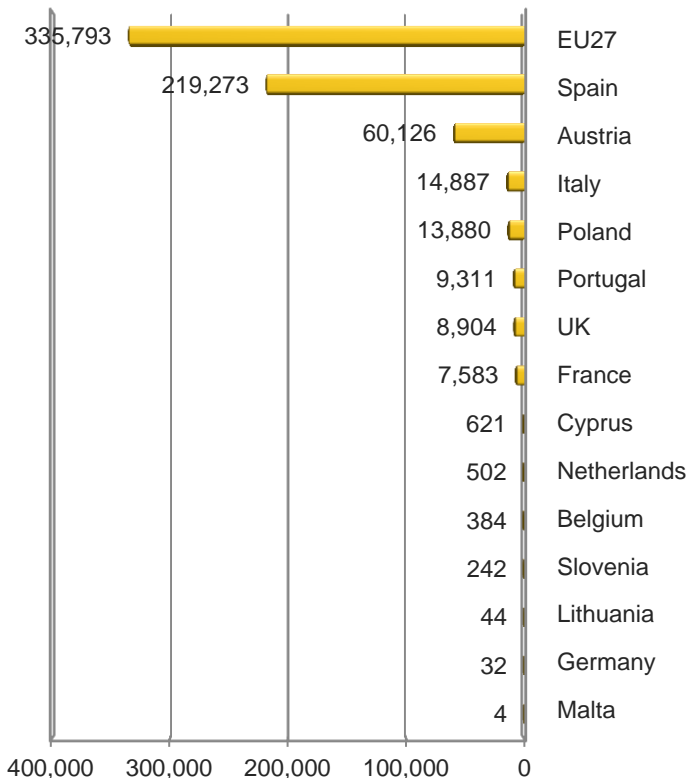
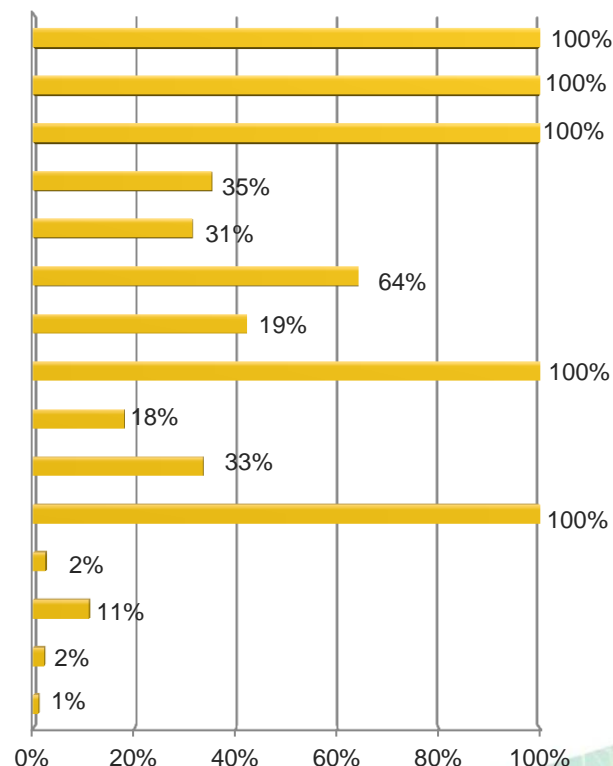


Figure 3: Number of supported farm holdings (% against 2007-2013 output targets)



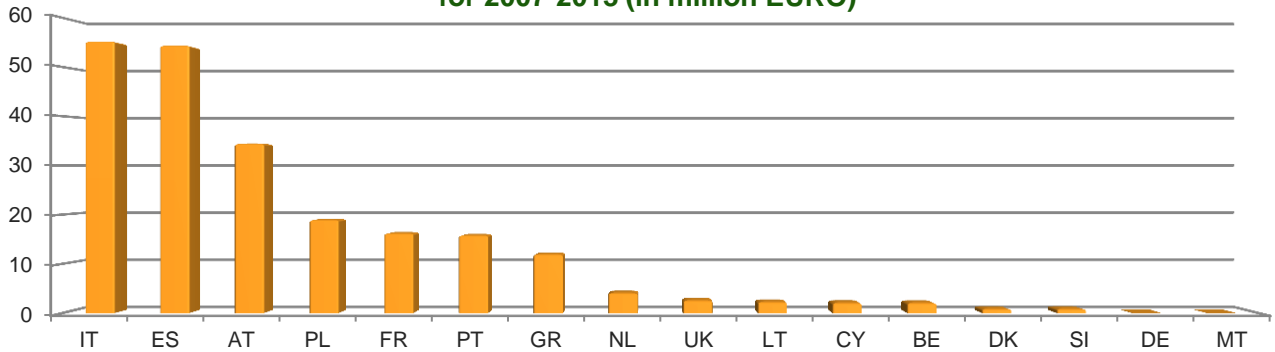
*Data refer to Member States for which information on the number of supported farm holdings was available.

Measure 132 – Participation of farmers in food quality schemes

- ❖ During the first six years of implementation, nearly 336,000 farm holdings have been supported across the EU 27 by measure 132 (see figure 2). This number exceeds the overall target number of farm holdings envisaged to receive support for the period 2007-2013 (see figure 3).
- ❖ By 2012 Spain had supported alone more than 219,000 farm holdings, the highest amount among the MS, exceeding its national target for the whole programming period.
- ❖ In terms of implementation rate, France, Belgium and Austria have also supported more than 100% of their national target envisaged for 2007-2013. Portugal follows with 64% of farm holdings supported *vis-à-vis* its target number.
- ❖ Other MS with high implementation rate of measure 132 include Italy, Poland and the Netherlands all with rates between 30% and 35% of their national targets.

Key facts and figures

Figure 4: Programmed total public expenditure on measure 132 per MS for 2007-2013 (in million EURO)



- ✓ Measure 132 is programmed in 49 out of the 88 Rural Development Programmes (RDPs) across the EU 27.
- ✓ In absolute terms, Italy has allocated to the measure the largest share of funds for the whole programming period (€55.3 million, programmed total public expenditure – see figure 4).
- ✓ Among the new Member States, the highest RDP budgets for the measure has been assigned by Poland and Lithuania (€19 million and €2.3 million respectively).
- ✓ The Member States which have allocated the largest shares of their Axis 1 – Improving the competitiveness of the agricultural and forestry sector – budget to measure 132 are Austria and Cyprus (3.5% and 1.8% respectively).

Source of the data:

1) Programmed expenditures 2007-2013: RDP budget allocation following Health Check revision (December 2013)

2) Expenditures 2007-2013: DG AGRI

3) Output indicators: monitoring tables submitted by Managing Authorities along with the 2008, 2009, 2010, 2011, 2012 and 2013 Annual Progress Reports. Data referring to programming years 2007 to 2012. Only commitments made from year 2007 onwards are considered.

4) Output targets 2007-2013: DG AGRI



<http://enrd.ec.europa.eu>

For further detailed information on financial / physical and output indicators data please refer to the dedicated ENRD website section on Monitoring Indicators.