

# Measure 121 – Modernisation of agricultural holdings

## Basic Information:

**Measure 121** – Modernisation of agricultural holdings

**Programmed total public expenditure, 2007-2013 (EU 27):** €18.4 billion (of which €11.6 billion EAFRD contribution).

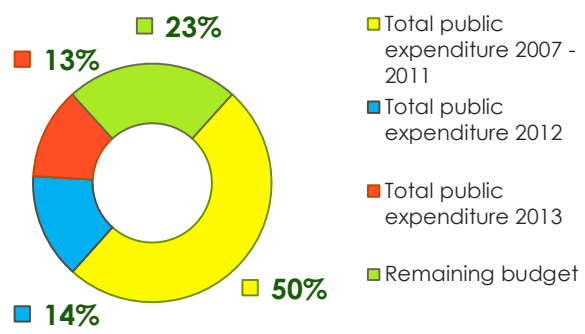
**Actual total public expenditure, 2007 to 2013 (EU 27):** €14.1 billion or 76.6% of the programmed expenditure for 2007-2013. (Figure 1 shows the financial implementation up to 2013, whereas the output data presented below are up to 2012).

### Definition of output indicators of the measure:

- 1) "Number of farm holdings that received investment support" – refers to the number of farm holdings, receiving support for the tangible and/or intangible investments made to improve the overall performance of the farm.
- 2) "Total volume of investment" - refers to the total amount (= the sum of all public and private expenditure) of all the tangible and/or intangible investments made by farm holdings, receiving support for improving the overall performance of the farm.



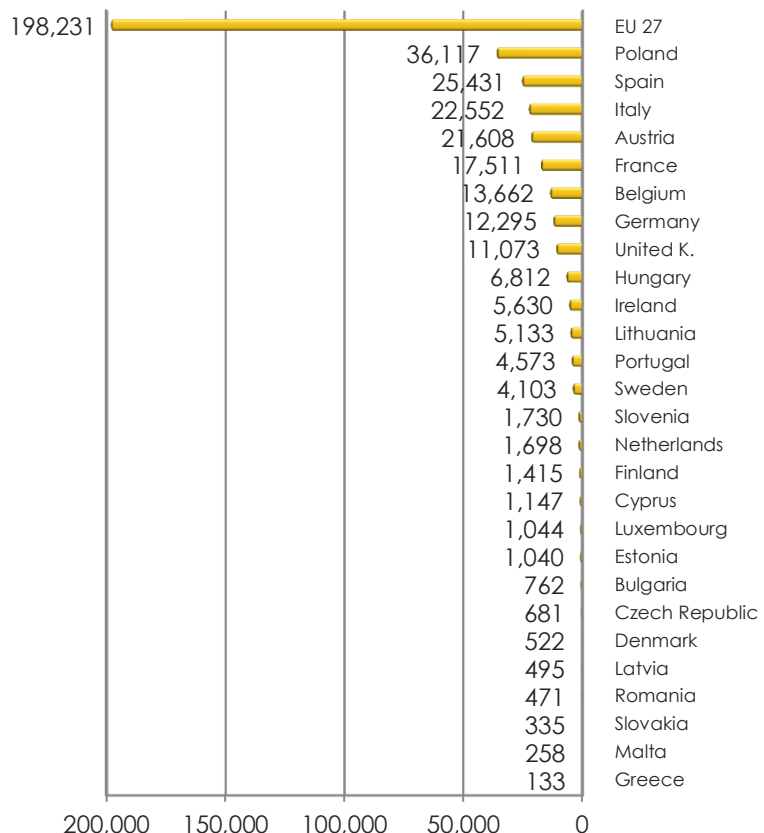
**Figure 1:**  
Measure 121 total public expenditure from 2007 to 2013 and remaining budget (EU 27)



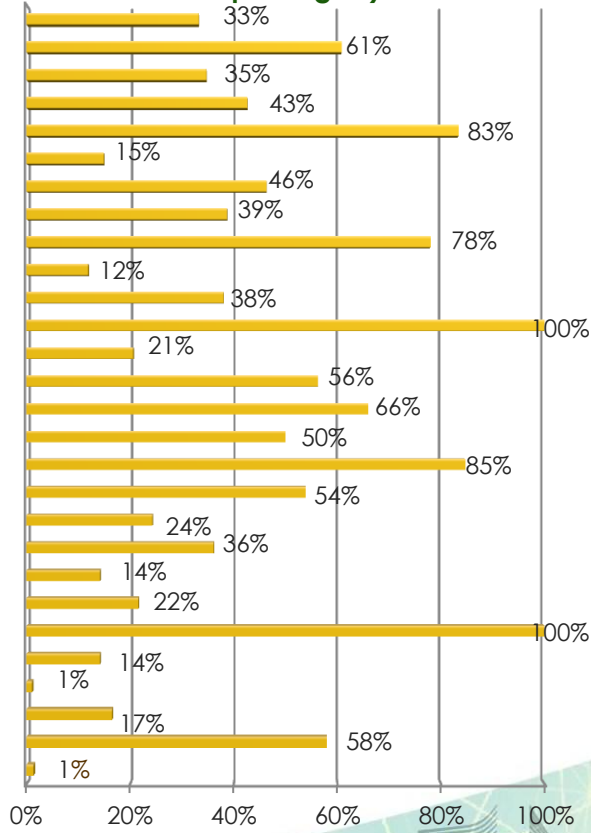
## Measure 121 – Number of farm holdings supported from 2007 to 2012

**Figure 2:**

### Number of farm holdings supported



**Figure 3: Number of farm holdings supported (% against 2007-2013 output targets)**

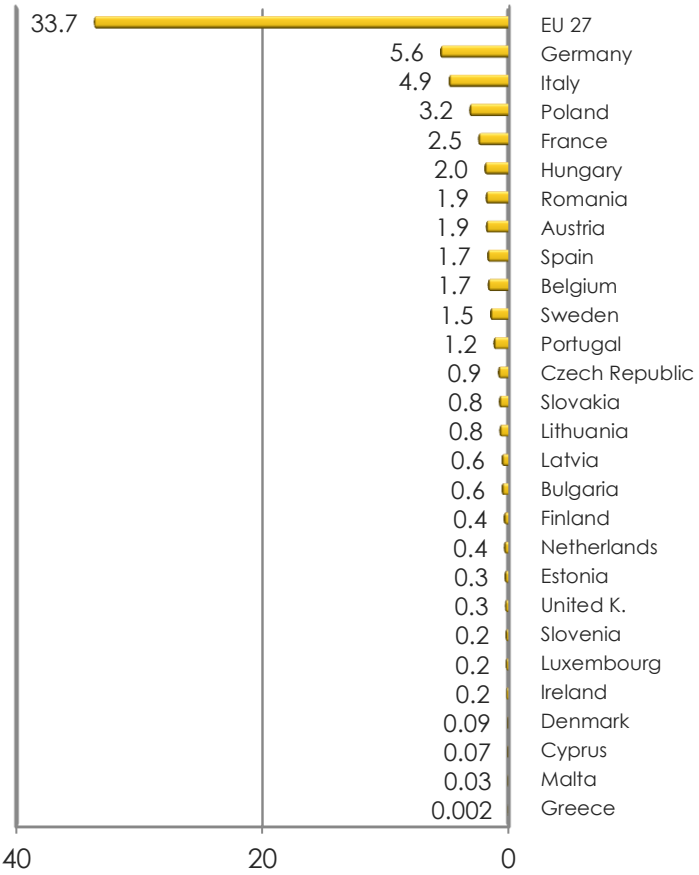


# Measure 121 – Modernisation of agricultural holdings

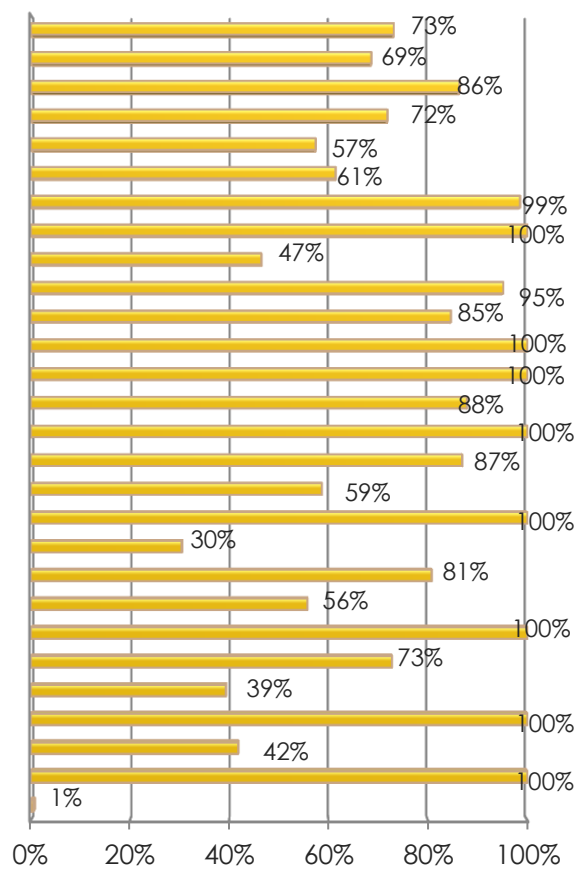
- During the first six years of measure 121 implementation, more than 198,000 farm holdings were supported across the EU (see figure 2). This number accounts for 33% of the targeted number of farm holdings to receive support for the period 2007-2013 (see figure 3).
- By 2012 Poland had supported the largest number of farm holdings among the MS (36,117 farm holdings); this amount accounts for 61% of the national target for the whole programming period.
- Spain supported 25,431 farm holdings which accounts for 35% of its 2007-2013 target.
- In terms of implementation rate, Denmark and Lithuania have already supported their targeted farm holdings for the current programming period.

## Measure 121 – Total volume of realised investments from 2007 to 2012\*

**Figure 4:**  
Total volume of investments  
(in billion EURO)



**Figure 5:**  
Total volume of investments  
(% against 2007-2013 output targets)



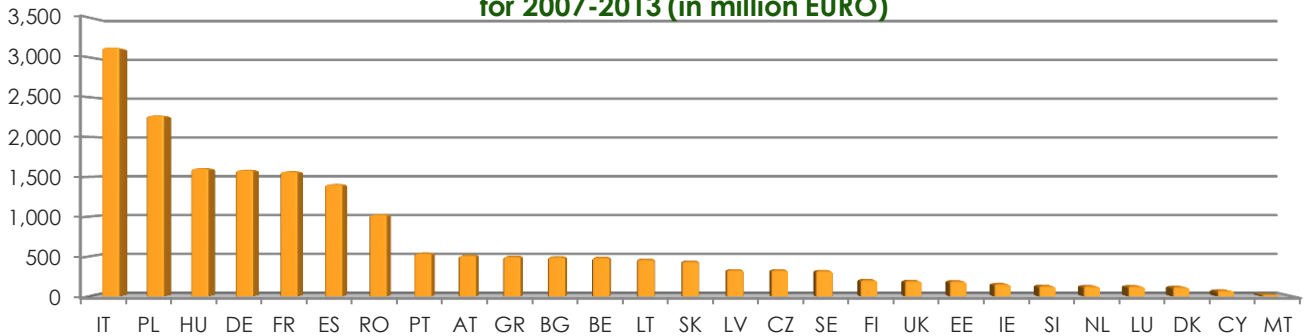
\*Data refer to the Member States for which information on the total volume of investments realised was available.

- At EU 27 level the amount of investments made by farm holdings to improve their overall performance, and for which they received support under measure 121, amounts to €33.7 billion (see figure 4).
- In Germany and Italy the actual total volume of investments amounts to approximately €5.6 and €4.9 billion respectively. In terms of progress against to the national target for the period 2007-2013, they account for 69% (Germany) and 86% (Italy) (see figure 5).
- Poland, France, Hungary, Romania, Austria, Spain, Belgium, Sweden and Portugal follow with a total volume of investments of over €1 billion.
- In Austria, Portugal, the Czech Republic, Lithuania, Finland, Slovenia, Denmark and Malta, the amounts of investments exceed in all cases the target level for the whole programming period.

# Measure 121 – Modernisation of agricultural holdings

## Key facts and figures

**Figure 6: Programmed total public expenditure on measure 121 per MS for 2007-2013 (in million EURO)**



- ✓ Measure 121 is programmed in 87 out of the 88 Rural Development Programmes (RDPs) across the EU 27. It has not been selected by the RDP of Valle d'Aosta in Italy.
- ✓ The largest RDP budget (programmed total public expenditure) allocated to Measure 121 - Modernisation of agricultural holdings - is €3.1 billion in Italy (see figure 6).
- ✓ Among the new Member States, Poland, Hungary and Romania have allocated the largest budget (total public expenditure) on the measure equal to €2.3, €1.6 and €1 billion respectively.
- ✓ The Member States which have allocated the largest shares of their Axis 1 – Improving the competitiveness of the agricultural and forestry sector - funds on measure 121 are Luxembourg, Belgium and Hungary (84%, 71% and 68% respectively).
- ✓ Austria, Cyprus, Estonia, Latvia, Malta, Sweden and Slovakia have all allocated on measure 121, more than 50% of their programmed total public expenditure for Axis 1.

### Measure 121 project example: Modernisation of an Almond Blanching Plant, Spain

Frutos Secos de Castellón - a company producing nuts and dried fruits - developed a project that contributed to a more efficient production with limited generation of waste (re-use of almond shells and skins for biomass) and environmental protection (biomass used as fuel).

Funding allowed investment in a steam boiler for the almonds blanching that utilised almond sub-products as fuel. The installation of the new boiler enabled the company to produce different finished products: whole almond, grain of different sizes, almond flour, plates and rods. It led to a limited waste and showed that efficiency improvements and environmental protection are compatible approaches. The success triggered new ideas for further efficiency improvements to the boiler (e.g. use of skins and sewage sludge for steam generation).

The total cost of the project was €1,304,427, out of which €52,177 was EAFRD contribution and €1,043,542 private contribution.

Link: [http://enrd.ec.europa.eu/policy-in-action/rdp\\_view/en/view\\_projects\\_en.cfm?action=detail&backfuse=jsview&postcard\\_id=7480](http://enrd.ec.europa.eu/policy-in-action/rdp_view/en/view_projects_en.cfm?action=detail&backfuse=jsview&postcard_id=7480)

#### Source of the data:

1) Programmed expenditures 2007-2013: RDP budget allocation following Health Check revision (December 2013); 2) Expenditures 2007-2013: DG AGRI; 3) Output indicators: monitoring tables submitted by Managing Authorities along with the 2008, 2009, 2010, 2011, 2012 and 2013 Annual Progress Reports. Data referring to programming years 2007 to 2012. Only commitments made from year 2007 onwards are considered; 4) Output targets 2007-2013: DG AGRI

For further detailed information on financial / physical and output indicators data please refer to the dedicated ENRD website section on Monitoring Indicators.