

# Measure 114 – Use of advisory services

## Basic Information:

**Measure 114** – Use of advisory services

**Programmed total public expenditure, 2007-2013 (EU 27):** €338.6 million (of which €198 million EAFRD contribution).

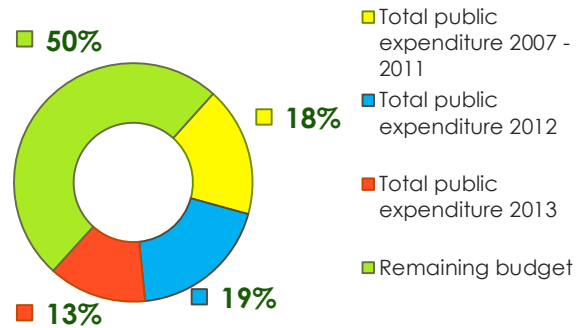
**Actual total public expenditure, 2007 to 2013 (EU 27):** €169.5 million or 50% of the programmed expenditure for 2007-2013. (Figure 1 shows the financial implementation up to 2013, whereas the output data presented below are up to 2012).

### Definition of output indicators of the measure:

- 1) "Number of farmers supported" – refers to the number of farmers who use advisory services for the improvement of the overall performance of their holding.
- 2) "Number of forest holders supported" - refers to the number of forest holders who use advisory services for the improvement of the overall performance of their activity, and who get support to meet the costs involved with this use.

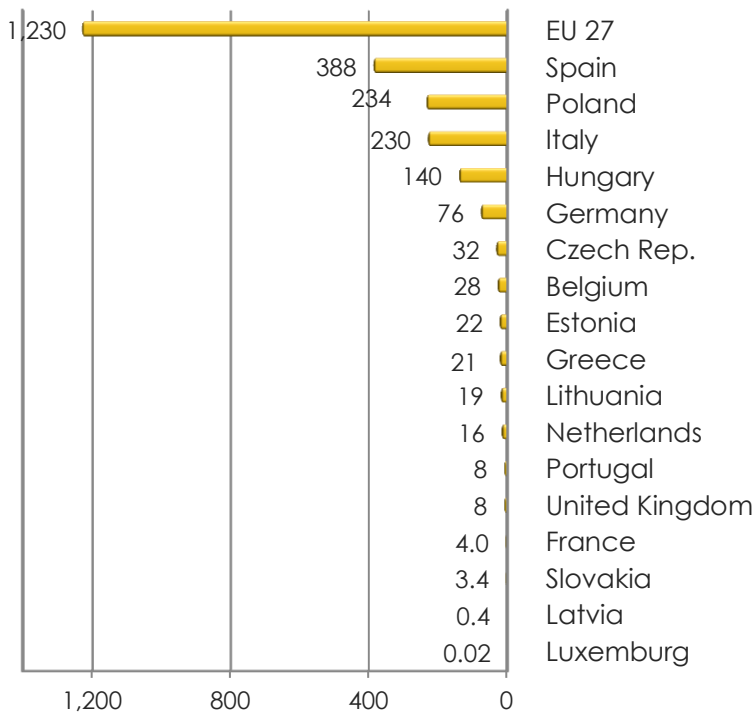


**Figure 1:**  
Measure 114 total public expenditure from 2007 to 2013 and remaining budget (EU 27)

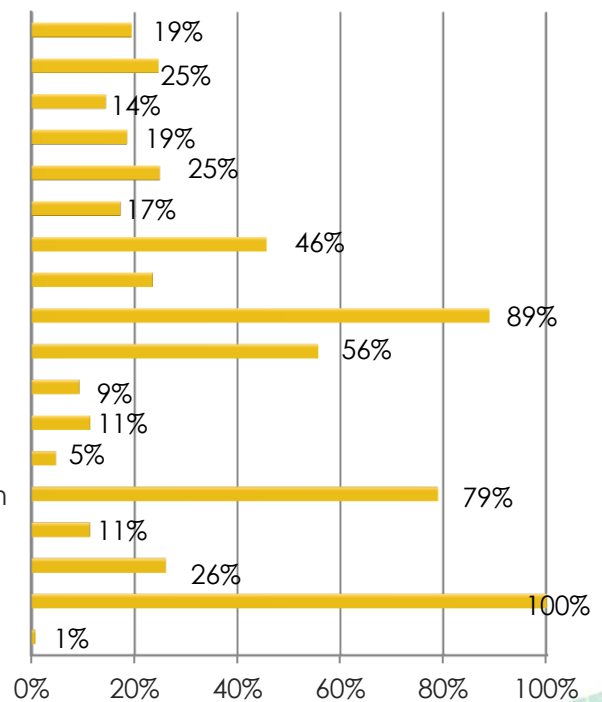


## Measure 114 – Number of farmers who used advisory services from 2007 to 2012\*

**Figure 2:** Number of farmers who used advisory services (in hundreds of farmers)



**Figure 3:** Number of farmers who used advisory services (% against 2007-2013 output targets)



\*Data refer to the Member States for which information on the number of supported farmers was available.

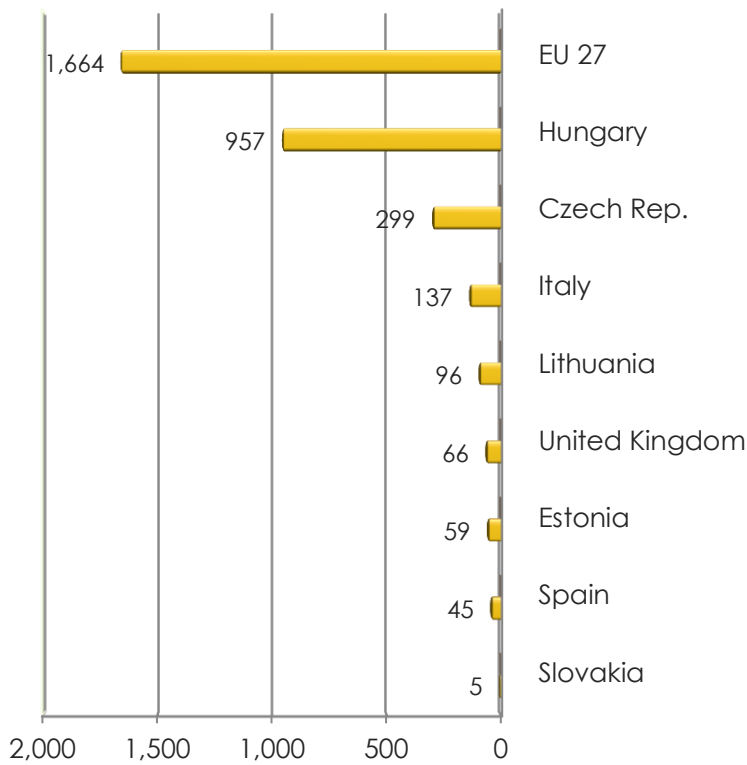
## Measure 114 – Use of advisory services

- ❖ During the first six years of implementation, nearly 123,000 farmers have been supported at EU 27 level (see figure 2). This number accounts for 19% for the target number of farmers expected to receive support for the period 2007-2013 (see figure 3).
- ❖ By 2012 Spain supported the largest number of beneficiaries among the MS (nearly 39,000 farmers) reaching 25% of the national target for the whole programming period.
- ❖ Poland and Italy have also supported a significant number of farmers, reaching 23,425 and 22,989 farmers, respectively.
- ❖ Latvia showed the highest implementation rate which exceeded its target number of farmers supported.

### Measure 114 – Number of forest holders who used advisory services from 2007 to 2012\*

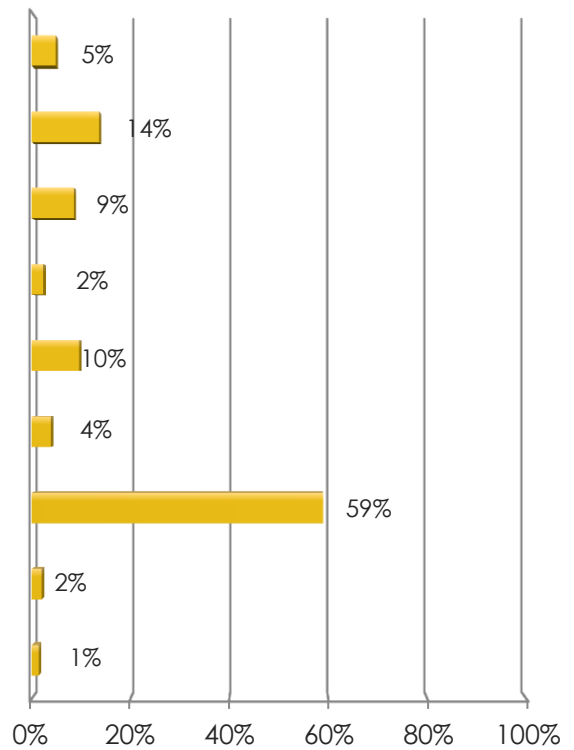
**Figure 4:**

**Number of forest holders who used advisory services**



**Figure 5:**

**Number of forest holders who used advisory services (% against 2007-2013 output targets)**



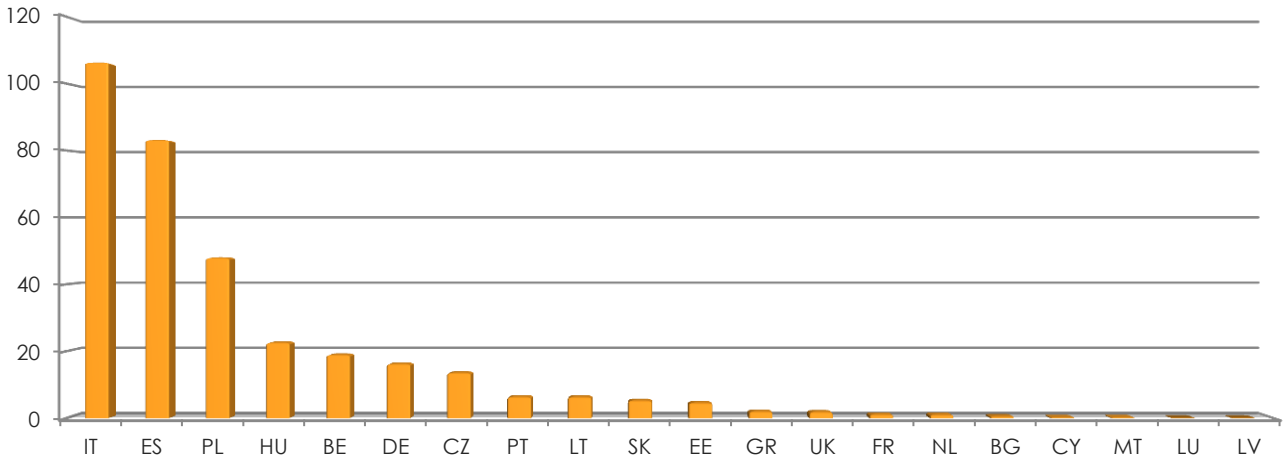
\*Data refer to the Member States for which information on the number of hectares released was available.

- ❖ During the first six years of implementation, more than 1,660 forest holders have been supported at EU 27 level (see figure 2). This number accounts for nearly 5% for the target number of forest holders expected to receive support for the period 2007-2013 (see figure 3).
- ❖ By 2012 Hungary supported the largest number of beneficiaries among the MS (957 forest holders) reaching 14% of the national target for the whole programming period.
- ❖ The Czech Republic and Italy supported 299 and 137 forest holders, respectively.
- ❖ Estonia showed the highest implementation rate, reaching 59% of its 2007-2013 target number of forest holders supported.

## Measure 114 – Use of advisory services

### Key facts and figures

**Figure 6: Programmed total public expenditure on measure 114 per MS for 2007-2013 (in million EURO)**



- ✓ Measure 114 is programmed in 58 out of the 88 Rural Development Programmes (RDPs) across the EU 27.
- ✓ The largest RDP budget (programmed total public expenditure) allocated to Measure 114 - Use of advisory services – is €106 million in Italy (see figure 4).
- ✓ Among the new Member States, the largest RDP budget has been allocated by Poland and Hungary (€48 million and €23 million respectively).
- ✓ The Member States which have allocated the largest shares of their Axis 1 – Improving the competitiveness of the agricultural and forestry sector - funds on measure 114 are Belgium and the Czech Republic (2.7% and 1.6% respectively).
- ✓ 7 of the 27 Member States have not allocated any budget on measure 114. On the other hand, five Member States have allocated to measure 114 more than 1% of their programmed total public expenditure for Axis 1.

**Source of the data:**

- 1) Programmed expenditures 2007-2013: RDP budget allocation following Health Check revision (December 2013)
- 2) Expenditures 2007-2013: DG AGRI
- 3) Output indicators: monitoring tables submitted by Managing Authorities along with the 2008, 2009, 2010, 2011, 2012 and 2013 Annual Progress Reports. Data referring to programming years 2007 to 2012. Only commitments made from year 2007 onwards are considered.
- 4) Output targets 2007-2013: DG AGRI

For further detailed information on financial / physical and output indicators data please refer to the dedicated ENRD website section on Monitoring Indicators.