

Measure 112 - Setting up of young farmers

Basic Information:

Measure 112 – Setting up of young farmers

Programmed total public expenditure, 2007-2013 (EU 27): €4.82 billion (of which €2.84 billion EAFRD contribution).

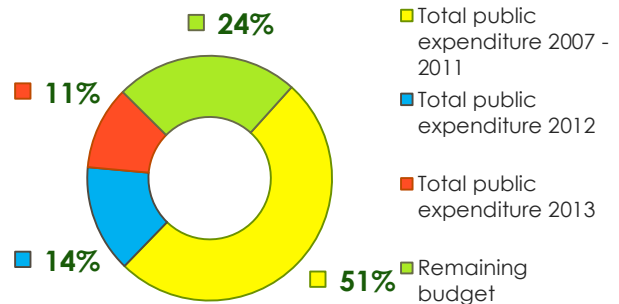
Actual total public expenditure, 2007 to 2013 (EU 27): €3.65 billion or 75.8% of the programmed expenditure for 2007-2013. (Figure 1 shows the financial implementation up to 2013, whereas the output data presented below are up to 2012).

Definition of output indicators of the measure:

1) "Number of assisted young farmers" – refers to the number of farmers less than 40 years old, who receive support for setting up for the first time an agricultural holding as head of the holding.

2) "Total volume of investment" – refers to the total amount (= the sum of all public and private expenditure) of all the tangible and/or intangible investments made by young farmers when setting-up a holding.

Figure 1:
Measure 112 – realised annual total public expenditure from 2007 to 2013 and remaining budget (EU 27)



Measure 112 – Number of assisted young farmers from 2007 to 2012*

Figure 2:
Number of assisted young farmers

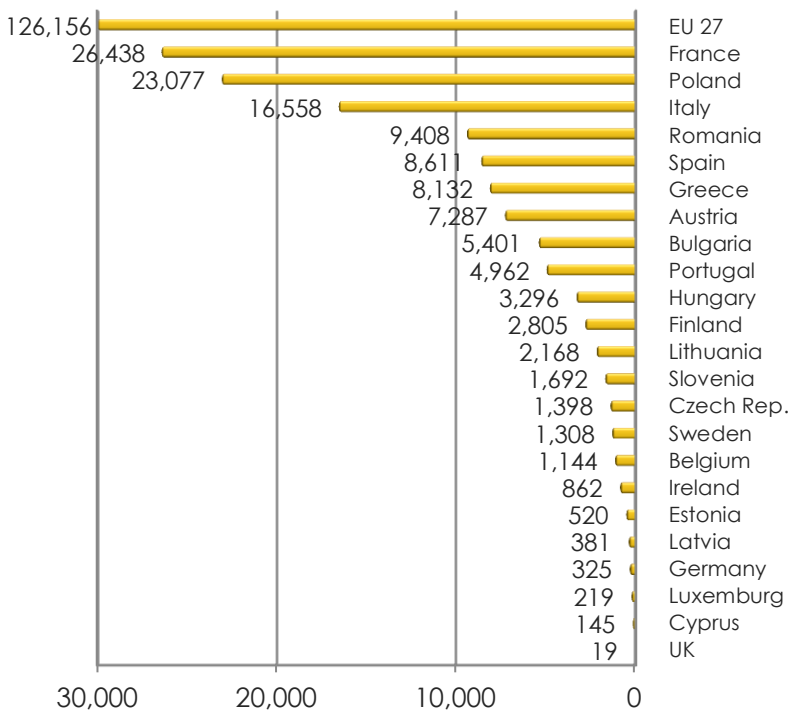
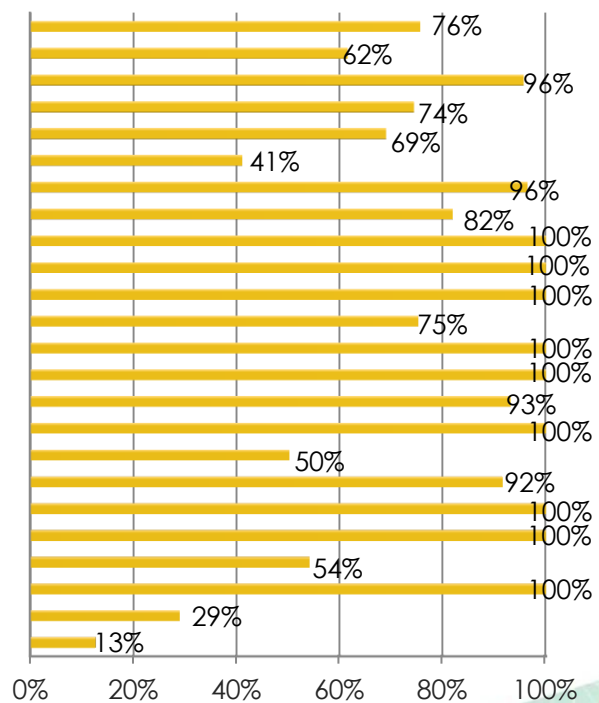


Figure 3:
Number of assisted young farmers (% against 2007-2013 output targets)



*Data refer to the Member States for which information on the number of assisted young farmers was available.

Measure 112 - Setting up of young farmers

- ❖ By 2012, around 126,000 young farmers received support under measure 112 across the EU 27 (see figure 2). This number accounts for 76% of the output target set for the period 2007-2013 (see figure 3).
- ❖ During the first six years of implementation, France supported the setting up of more than 26,400 young farmers through the measure; this figure accounting for nearly 62% of the national target for the 2007-2013 period.
- ❖ Bulgaria, Portugal, Hungary, Lithuania, Slovenia, Sweden, Estonia, Latvia and Luxembourg have already reached their declared target outputs for the current programming period.
- ❖ Greece, Poland, the Czech Republic and Ireland are also among the countries which show the highest rate of implementation for the measure (more than 90% of their 2007-2013 reference target).

Measure 112 – Total volume of investment from 2007 to 2012*

Figure 4:
Total volume of investment
(in thousands EURO)

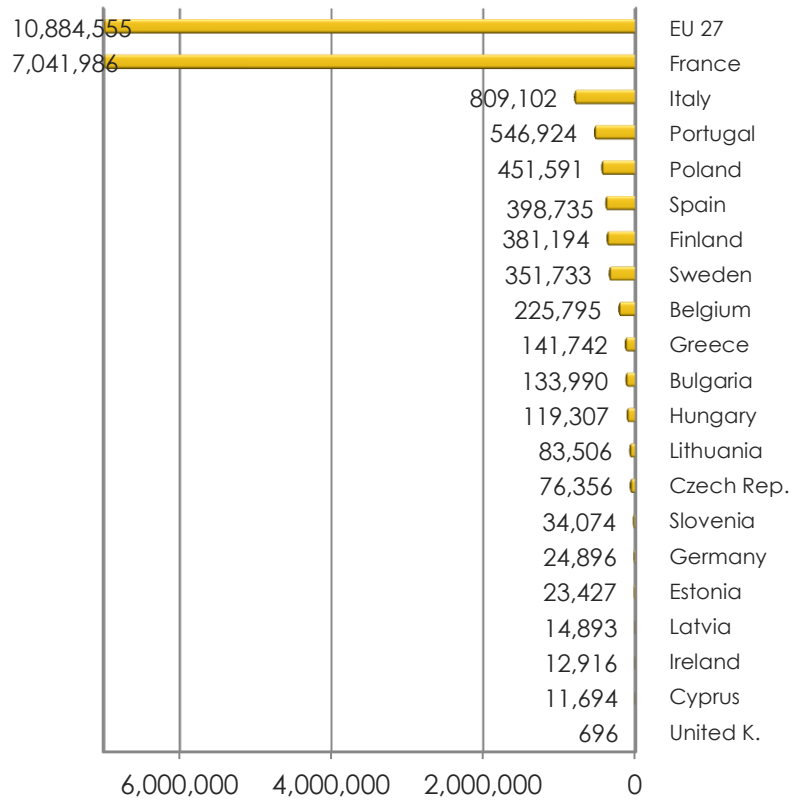
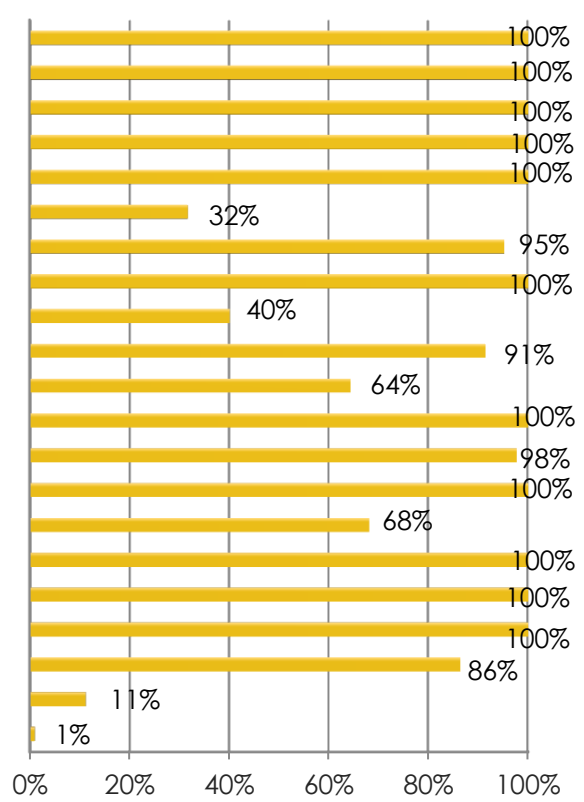


Figure 5:
Total volume of investment
(% against 2007-2013 output targets)



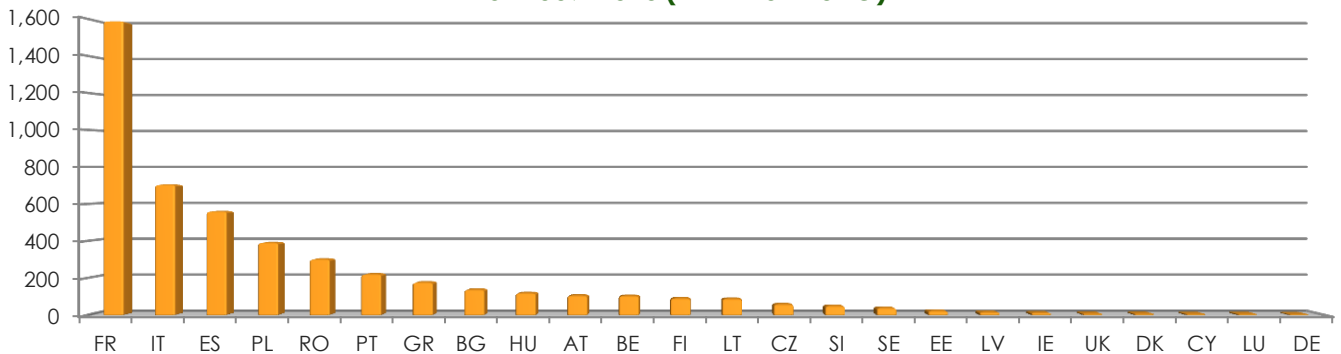
*Data refer to the Member States for which information on the total volume of investment was available.

- ❖ The largest amount of investments realised by the setting up of young farmers has been recorded in France. By 2012, the total volume of investments was more than 7 billion EURO (see figure 4).
- ❖ In France, Italy, Portugal, Poland, Sweden, Hungary, the Czech Republic, Germany, Estonia and Latvia the actual total volume of investments exceeded the foreseen 2007- 2013 targets (figure 5).
- ❖ In Sweden, Finland, Spain, Poland, Portugal and Italy, the total volume of investments supporting young farmers exceeds €350 million for six years of measure Implementation.

Measure 112 - Setting up of young farmers

Key facts and figures

Figure 6: Programmed total public expenditure on measure 112 per MS for 2007-2013 (in million EURO)



- ✓ Measure 112 is programmed in 69 out of the 88 Rural Development Programmes (RDPs) across the EU 27.
- ✓ The largest RDP budget dedicated to measure 112 - setting up of young farmers - for the period 2007-2013 is in France, with a total amount of €1.6 billion (total public expenditure – see figure 6).
- ✓ Italy (€706 million), Spain (€561 million), Poland (€392 million) and Romania (€302 million) have also allocated significant amounts to measure 112.
- ✓ The Member States which have allocated the largest shares of their Axis 1 – Improving the competitiveness of the agricultural and forestry sector - funds on measure 112 are France, Finland and Belgium (33%, 17% and 15%, respectively).

Measure 112 project example: Young Farmers go Organic in Transylvania

The beneficiary of the project is a young family of farmers that aimed at setting up a model for small scale organic farming in Romania and expand into new markets. The Topa organic farm's food products were already sold in shops and markets across the country.

With the project's financial support the existing facilities were upgraded, new agricultural machinery (a mower, a potato planting machine, a hoeing machine, a mill and two rakes) and additional livestock (milk cattle) purchased, and the structure of the farm improved through the construction of two green houses.

The workload at the farm has become lighter overall and easier to manage due to the new machinery and its efficiency and productivity is improved. The farm also expanded its array of organic food products.

The total cost of the project was €25,000, out of which €9,357 was EAFRD contribution.

Link: http://enrd.ec.europa.eu/policy-in-action/rdp_view/en/view_projects_en.cfm?action=detail&backfuse=jsview&postcard_id=4980

Source of the data:

1) Programmed expenditures 2007-2013: RDP budget allocation following Health Check revision (December 2013); 2) Expenditures 2007-2013: DG AGRI; 3) Output indicators: monitoring tables submitted by Managing Authorities along with the 2008, 2009, 2010, 2011, 2012 and 2013 Annual Progress Reports. Data referring to programming years 2007 to 2012. Only commitments made from year 2007 onwards are considered; 4) Output targets 2007-2013: DG AGRI

For further detailed information on financial / physical and output indicators data please refer to the dedicated ENRD website section on Monitoring Indicators.