

# Measure 111 - Vocational training and information actions

## Basic Information:

**Measure 111** - Vocational training and information actions, including diffusion of scientific knowledge and innovative practices, for persons engaged in the agricultural, food and forestry sectors.

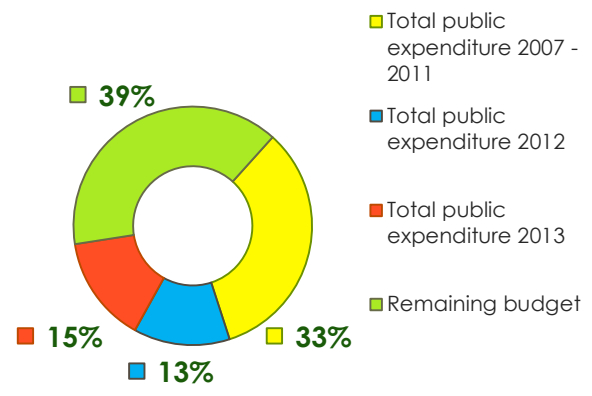
**Programmed total public expenditure, 2007-2013 (EU 27):** €1.6 billion (of which €947 million EAFRD contribution).

**Actual total public expenditure, 2007 to 2013 (EU 27):** €974 million or 60.9% of the programmed expenditure for 2007-2013. (Figure 1 shows the financial implementation up to 2013, whereas the output data presented below are up to 2012).

### Definition of output indicators of the measure:

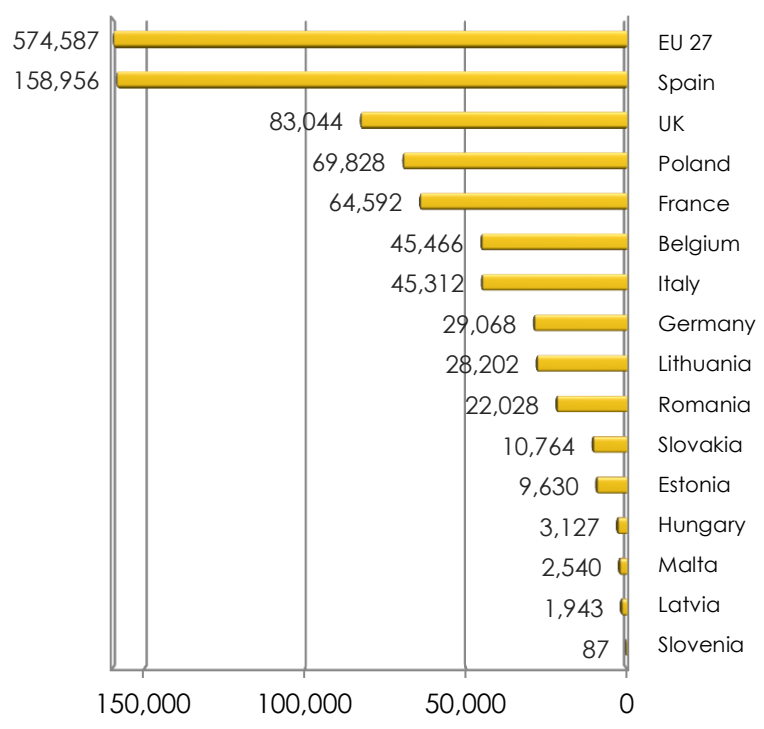
- 1) "Number of participants to training" – refers to the number of participants active in farming, food industry or forestry that participated in a training activity supported by the EAFRD.
- 2) "Number of training days received" – refers to the total number of training days received by all participants.

**Figure 1:**  
Measure 111 total public expenditure from 2007 to 2013 and remaining budget (EU 27)

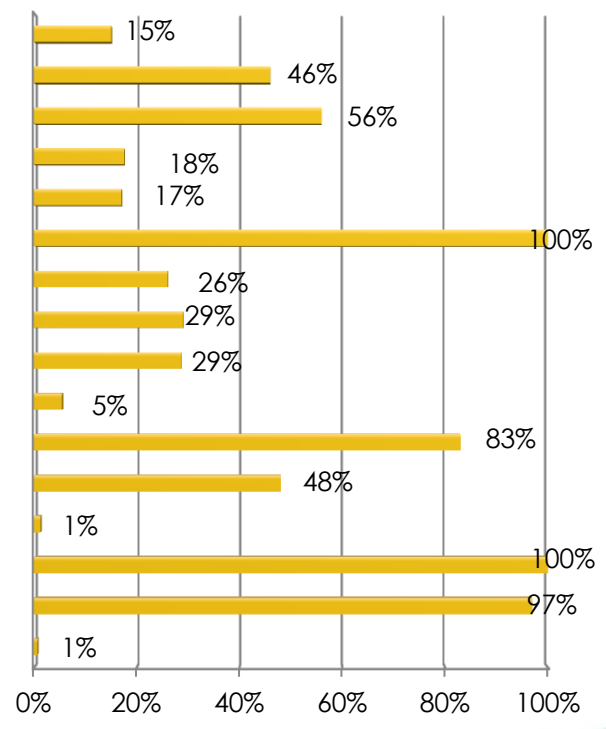


## Measure 111 – Number of participants in training from 2007 to 2012\*

**Figure 2:**  
Number of participants in training



**Figure 3:**  
Number of participants in training (% against 2007-2013 output targets)



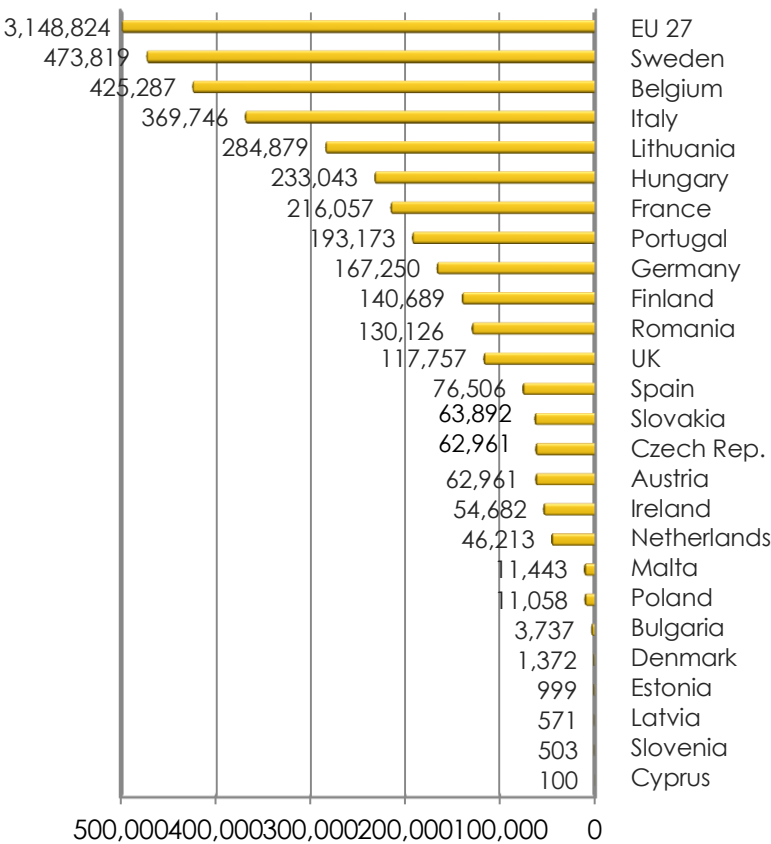
\*Data refer to the Member States for which information on the number of participants to training was available.

### Measure 111 - Vocational training and information actions

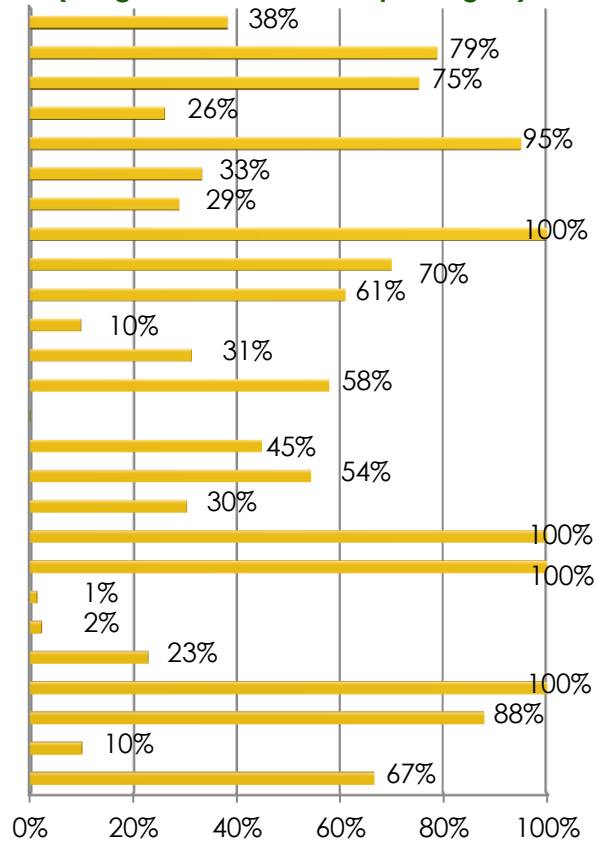
- ❖ Up until 2012, nearly 575,000 unique beneficiaries participated in vocational training and information actions across the EU (see figure 2). This amount accounts for 15% of the target number of participants in such actions for the period 2007-2013 (see figure 3).
- ❖ Spain provided training to 159,000 beneficiaries during the first six years of implementation, reaching 46% of the targeted number of programmed beneficiaries.
- ❖ The United Kingdom provided training to around 83,000 beneficiaries, which account for 56% of the the targeted number of beneficiaries for the whole programming period.
- ❖ Belgium and Malta have exceeded their programmed targets for the 2007-2013 programming period.

### Measure 111 – Number of training days received from 2007 to 2012\*

**Figure 4:**  
Number of training days received



**Figure 5:**  
Number of training days received (% against 2007-2013 output targets)



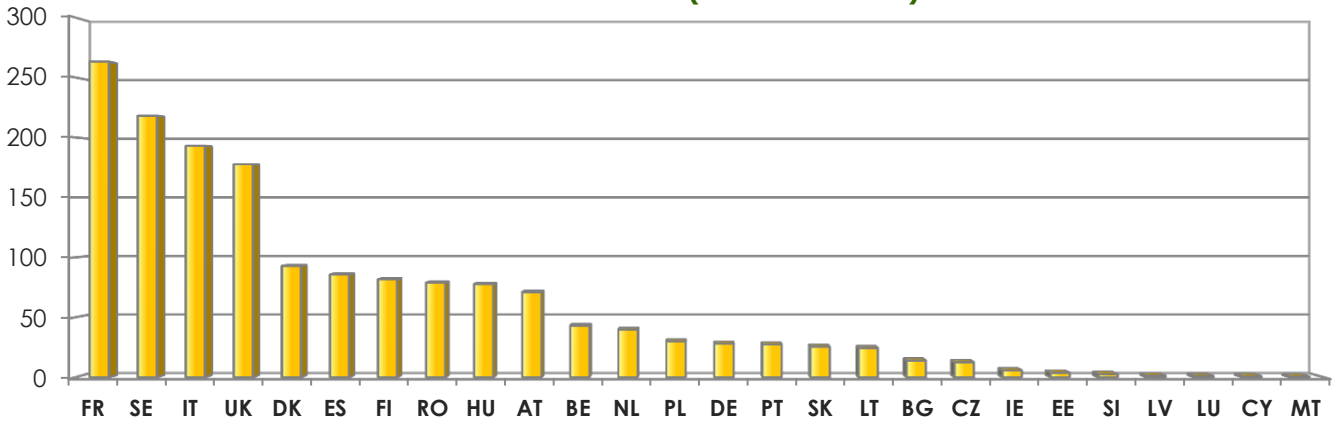
\*Data refer to the Member States for which information on the number of training days received was available.

- ❖ At EU 27 level, by 2012 nearly 3.15 million training days were delivered through measure 111 to persons engaged in the agricultural, food and forestry sectors (see figure 4).
- ❖ Sweden and Belgium have provided the largest number of training days (474,000 and 425,000 respectively) which represent 79% and 75% of their training days to be delivered in the whole programming period (see figure 5).
- ❖ Portugal, the Netherlands, Malta and Estonia have also exceeded the target number of training days programmed for the whole programming period.
- ❖ A significant amount of training days were also provided in Italy and Lithuania (nearly 370,000 and 285,000, respectively). In the case of Italy this figure accounts for 26% of the national target to be attained, while in Lithuania it accounts for 95% of what planned for the period 2007-2013.

## Measure 111 - Vocational training and information actions

### Key facts and figures

**Figure 6: Programmed total public expenditure on measure 111 per MS for 2007-2013 (in million EURO)**



- ✓ Measure 111 is programmed in 75 out of the 88 Rural Development Programmes (RDPs) across the EU 27.
- ✓ The largest amount dedicated in absolute terms to measure 111 - vocational training and information actions - for 2007-2013 has been found in France, with a total of €263 million (total public expenditure – see figure 6).
- ✓ Sweden (€218 million), Italy (€193 million), the UK (€178 million) and Denmark (€93 million) have also allocated significant amounts to measure 111.
- ✓ The Member States which have allocated the largest shares of their Axis 1 – Improving the competitiveness of the agricultural and forestry sector - funds on measure 111 are Sweden, Denmark and the UK (34%, 30% and 22% of their Axis 1 budgets respectively).

#### Measure 111 project example: Using IT for Efficient Farm Management

The project addresses issues related to limited knowledge on Information Technology within the rural population by providing trainings for farmers and foresters that build their competency in basic IT skills as a farm management tool.

Workshops have been organised where theoretical and practical aspects of working with computers have been taught. Specific topics included: programs in the area of crop production, animal husbandry and agricultural economics, programs that facilitate farm management, self-use computer programs for farmers, and internet use.

Around 11,100 farmers and foresters were trained and received training materials. The newly acquired knowledge help them improve the methods applied to run their farms and consequently increase their competitiveness and profitability as in many cases, the positive results of the training induced the farmers to purchase a computer and install internet in the farming households. The total cost of the project was €1,276,584.

Link: [http://enrd.ec.europa.eu/policy-in-action/rdp\\_view/en/view\\_projects\\_en.cfm?action=detail&backfuse=jsview&postcard\\_id=2860](http://enrd.ec.europa.eu/policy-in-action/rdp_view/en/view_projects_en.cfm?action=detail&backfuse=jsview&postcard_id=2860)

#### Source of the data:

1) Programmed expenditures 2007-2013: RDP budget allocation following Health Check revision (December 2013); 2) Expenditures 2007-2013: DG AGRI; 3) Output indicators: monitoring tables submitted by Managing Authorities along with the 2008, 2009, 2010, 2011, 2012 and 2013 Annual Progress Reports. Data referring to programming years 2007 to 2012. Only commitments made from year 2007 onwards are considered; 4) Output targets 2007-2013: DG AGRI

For further detailed information on financial / physical and output indicators data please refer to the dedicated ENRD website section on Monitoring Indicators.